

Star Army Duty Uniform, Type 30A

Designed by [Hanako](#), This [Star Army of Yamatai](#) uniform consisted of a ribbed blue top with self molding energy-dispersing plastic chest and shoulder panels; they automatically soften to the user's body heat, allowing for a self fitting and comfortable uniform. The panels provided a protection rating of 3 SP against energy and radiation based weaponry (only). The colored trunk and shoulder panels featured a thick light teal border, while the fabric was dark grayish blue. The Elysian variant had a V-shaped slit in the back to allow for wings. The sleeves were cut short and slanted (to provide room for patches). The uniform was typically worn with a dark blue skirt.

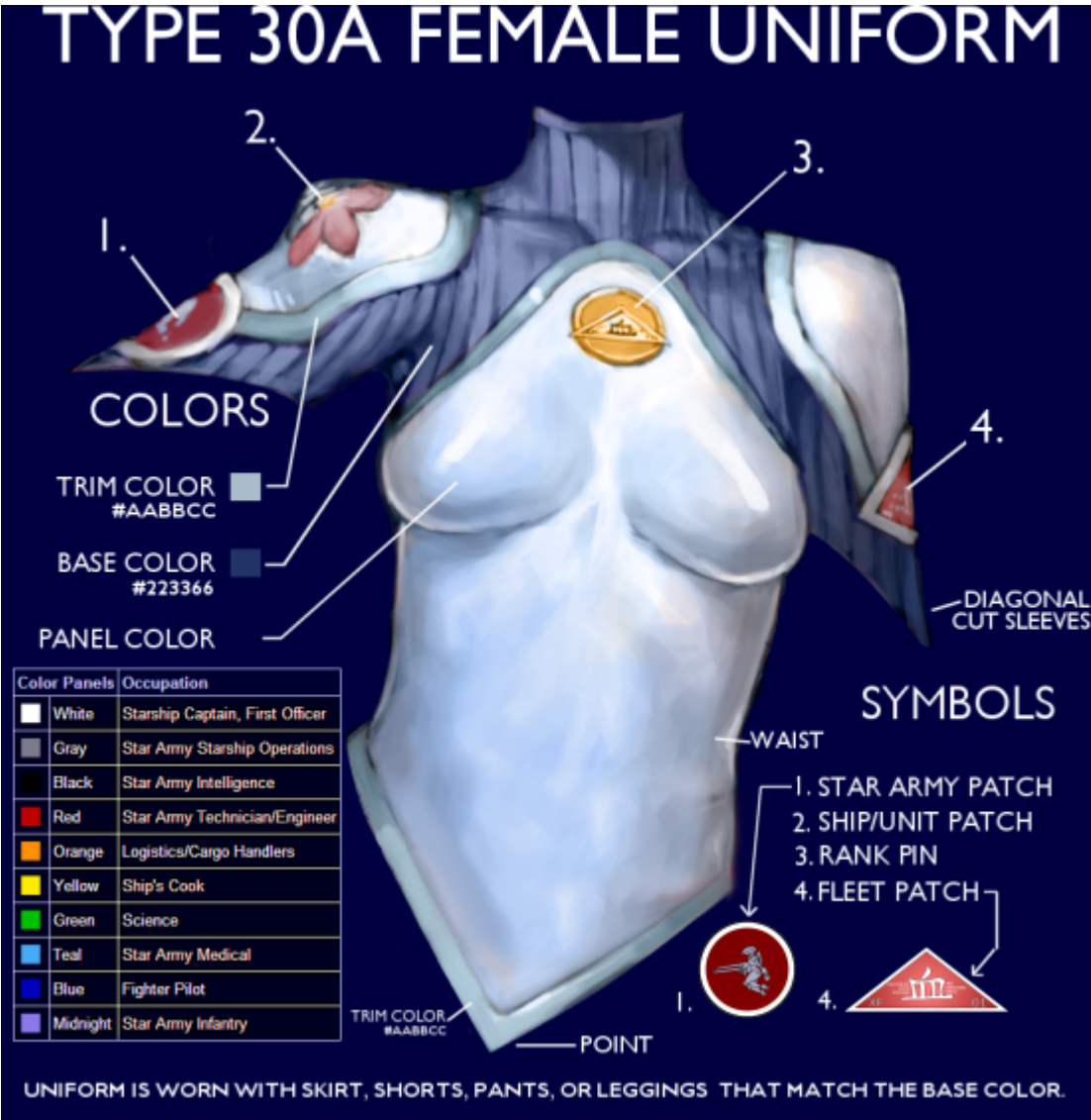
The 30A was fairly uncommon due to the popularity of the softer [Star Army Duty Uniform, Type 30B](#) that followed. In [YE 34](#), production of the Type 30A Female Duty Uniform was discontinued and it is no longer authorized for wear (as of [YE 35](#)), having been replaced by the [Star Army Duty Uniform, Type 35](#).



Details

Here's some close looks at the uniform features, for artists:


Diagram



Top Section


Uniform Fabric

The base fabric of the uniform is a thin, dark blue, ribbed, sweater-like material.



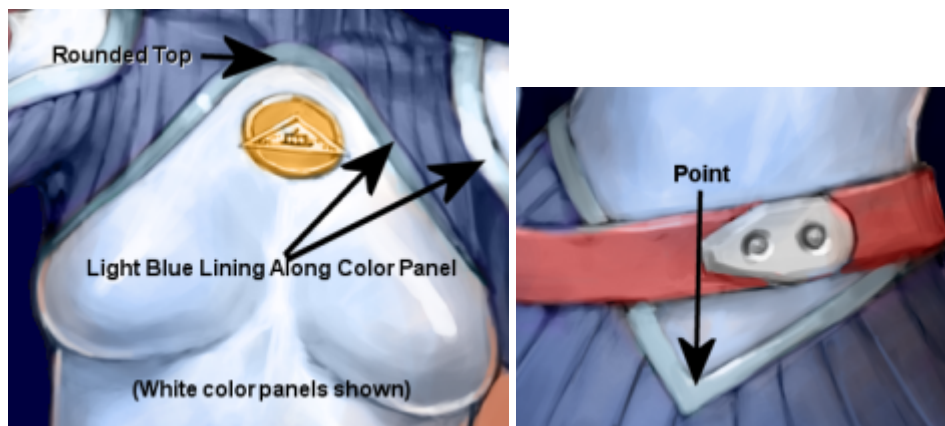
Sleeves

The sleeves of the uniform should be cut diagonally, with the longer part towards the outside.



Color Panels

Colored panels should have a rounded point at the top of the torso section and an angular point at the bottom. In this example, the panel is white. See [Color Scheme](#) for panel colors.



Rank Pins

The First Expeditionary Fleet uses the same rank pins as the First Standard Fleet. See [Star Army Ranks](#).

Rank Pin Position

Soldiers in the 1st XF should wear their rank pins in the high, centered position.



Patches

Left Side

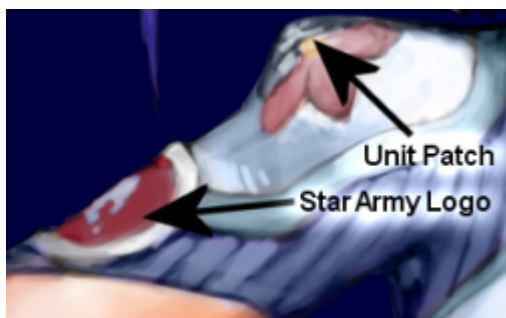


The fleet patch goes on the soldier's left side. The patch looks like this:



Right Side

On the soldier's right side is the Star Army logo (the [Star Army Hinomaru](#)) and above it, on the shoulder, a unit patch. A unit patch is often a [Starship Patch](#).



Here's the Star Army logo:



Actual patch photo (sorry for the blurriness):



Note the black border around the white circle.

Bottom Section

The bottom section of the uniform consists of a skirt. The color of the skirt should be the same color or slightly darker than the sweater.



Accessories

The uniform is worn with white, black, dark gray, or tan matching accessories that include:

- Gloves
- Boots
- Pistol Belt (see [pistols](#) for a list of sidearms used)



Gallery



Star Army Logistics	
Supply Classification	Class L - EQUIPMENT PERSONAL ESSENTIAL & UNIFORMS
Products & Items Database	
Product Categories	uniforms
Product Name	Star Army Duty Uniform
Year Released	YE 30

From:

<https://wiki.stararmy.com/> - **STAR ARMY**

Permanent link:

https://wiki.stararmy.com/doku.php?id=stararmy:uniforms:duty_uniform_type_30a

Last update: **2023/12/21 01:02**

