

Creating a Character







This guide will help you create a character to play in the Star Army setting. It is focused on making a character page on the wiki for your character and getting that wiki page approved as part of the site's [Canon](#). Note that characters do not have to be on the wiki to appear in Open Roleplaying Forum threads, but for elsewhere in Star Army RP, they do.

Starting Out

Before you start, we suggest deciding on two things: plot and faction.

Choose a Faction

First, you should look at the current playable factions and decide which one your character inhabits. The current playable factions are:

Flag	Faction	Description
	Yamatai Star Empire	High-tech post-human empire partly inspired by 80s anime.
	Democratic Imperium of Nepleslia	Humans and cyborgs. Manly.
	Uso's Star Organization	Close-knit opportunists
	Elysian Celestial Empire	Greco-Roman angels
	kingdom_of_neshaten	Fox Nation, combined with four legged companions!
	section_6	Science, military, and civilian. High tech and idealistic, they search to build a new home, and a future.

In addition to the above factions, your character can also be independent. See [Guide to Independent Characters](#).

Choose a Plot

Look at the [active_plots](#) and see if there's one you want to make a character for. Try to figure out what plot you're aiming for and build a character that fits. Since a plot has an existing GM, story, and characters, there will be people and characters immediately available to interact with. You can find ongoing roleplay plots using the [List of Active Plots](#). You may also want to look at the list of [wanted characters](#).

Please note that some plots accept “military exchange” characters from other factions (ask the plot's GM).

If you do not see an active plot that interests you, you can also create your own RP thread. New RPs all start in Open RP. If you make your own RP thread, we suggest first making an interest check in the OOC forum first to see if other people want to roleplay with you.

Grab a Veteran?

It might help if you get the attention of one of the other Star Army members that can help you as you work on writing up your character. Why not find somebody on the [Discord](#) server who can provide character advice and/or recommendations of RP threads to join? A faction manager or game master from your chosen faction can be a great resource to help you make your character because they're experts on Star Army lore. Doing this also helps you build a relationship with other community members.

It Doesn't Need To Be Perfect

Our goal is to help you get into the RP quickly and smoothly. Our wiki is very deep. Don't drown in it by getting overwhelmed by obscure details. Much of the background and history presented in this wiki is not strictly necessary for creating a character. Just focus on making a character you like.

It's okay to submit an imperfect biography; if adjustments are needed, other members will help you tweak your character to fit the setting during the character's review. The best way to avoid mistakes is to get another member to help. Make friends!

Character Templates

We recommend you start with the character template open in a separate tab or window and fill it in as you go through the Character Creation Guide. Choose any of the following methods:







- [character_form](#) ☐
 - Generates new wiki pages based on a form
 - No wiki coding is required
 - Recommended for users who want to create their character pages immediately.
- [Character Template & Wiki Code Generator](#)
 - Codes wiki pages based on a form
 - No wiki coding required
 - Provides previews
 - Doesn't post to the wiki on its own so you'll need to copy and paste
- [Forum Version of the Character Template & Instructions](#)
 - Forum thread with general info about character submission.
 - Recommended for users who want a **private app review**.
- [Character Template](#)
 - Basic model for the character template.
- Also, creating a new page in the character: namespace will automatically load a blank template you can fill in.

Specific Guides

These are creation guides written specifically for each species, giving you all the details you need when you make your character.

Main Species

These core species are recommended for new players because these races have a wide playerbase and a variety of plots to choose from.







Chibi Art	Creation Guide	Species	Faction	Description
	Create a Nekovalkyrja	Nekovalkyrja: NH-33	 Yamatai Star Empire	Exclusive to Yamatai's military, the Nekovalkyrja (pronounced Nay-ko-wul-ku-ree) are an all-female race of bio-engineered cat-eared warriors that make up the bulk of the star_army_of_yamatai . Being a Nekovalkyrja is an exploration of what it means to be a person, what it means to be a soldier, and following a woman's transition from a mass-produced killing machine to becoming a unique and whole individual.
	Create a Yamataian	Yamataian: Minkan	 Yamatai Star Empire	Another artificial race (and cousins to the Nekovalkyrja), Yamataians make up most of the civilian populace but are also common in Yamatai's military. They're like humans , but better, and with much more customization options.
	Create a Nepleslian	Nepleslian , Human , ID-SOL , Jiyuuiian , Geshrin	 Democratic Imperium of Nepleslia	Nepleslians are mostly human, but might have mutant, alien, or ID-SOL DNA mixed in, as well as cybernetics. Mostly male, Nepleslians are known for their love of guns, alcohol, and pretty much vice in general.







Chibi Art	Creation Guide	Species	Faction	Description
	Creating an Elysian	Elysian	 Elysian Celestial Empire	Winged and cultured, Elysians live within Yamatai and its neighbors. Elysians can enlist in the Star Army of Yamatai or Star Military of the Democratic Imperium of Nepleslia , , join a group of intrepid explorers , or pursue a path in politics .
	Create a Neshaten	Shukaren Myleke	 kingdom_of_neshaten	After a terrible Civil War nearly causes their race to become extinct, the Neshaten have spent the past seven hundred years rebuilding their civilization, and are ready to see what is out there in the universe... knowing full well that races, both allies and foes, await them.

Most species also have the option of joining [origin](#) or being [independent](#).

Alternate Species

These are less-frequently-used species that are available to play but are less supported due to low faction activity or other issues.

Chibi Art	Creation Guide	Species	Faction	Description
	Creating an Abwehran	Abwehrans	 Abwehran Star Empire	A humanoid, heavy-gravity species with a long history of warfare. Males have four arms.  Note: Currently under revision, red links maybe  found.
	Create a Freespacer	freespacers	 Various Sub-Cadres & Independent Groups.	A prolific race of cyborg space nomads, known for their reliance on complex AI systems, vessels that can operate in complete independence for years at a time, and the sprawling 'polysentience' virtual network that binds them all spiritually. Chaotic, free-thinking, and infinitely resilient.

Chibi Art	Creation Guide	Species	Faction	Description
	Creating a Hidden Sun Clan Character	Qaktoro, Tula	 Poku Saeruo Degonjo	Feline aliens whom after centuries of hiding and salvaging have emerged to take their place in the sector.
	Create an Iromakuanhe	Iromakuanhe	 Iromakuanhe Astral Commonwealth	An isolated group of empaths that have recently come out of their system in order to talk politics . They are also fighting a war with splinter groups, specifically played out by the setareh_wing , which fight with giant living mecha.
	Creating a Separa'Shan	Separa'Shan	 Yamatai Star Empire	These Lamia-like people come from one of Yamatai's many member worlds.

Additional Minor Species

- [Create an Azorean](#)
- [Create an I'ee](#)

General Guides

These are general guides. Please use the species-specific guides above instead if possible.

- [android](#)
- [Anthro](#)
- [Random Alien](#)
- [General Purpose Character Creation Info](#)
- [Character Skill Areas](#)
- [Female Body Measurements](#)
- [Species](#)
- [Listing Your Character's Inventory](#)
- [Character Adoption](#)

From:

<https://wiki.stararmy.com/> - **STAR ARMY**

Permanent link:

https://wiki.stararmy.com/doku.php?id=guide:creating_a_character&rev=1536478271

Last update: **2023/12/20 15:49**

