


Mahurin Weapons Tripod

The Mahurin Weapons Tripod is just as its name implies. Designed in ER 776, the tripod was created so that infantry based weapons such as rifles could be converted into tripod mounted weapons but that the gun mount of the tripod could be used as mounted weapons on a vehicle such as the [Carolance Gravity Bike](#).



Details

The Mahurin was an invention created by the [Shukara Volunteer Navy](#) so that their infantrymen could mount their weapons onto a vehicle. It has two parts to it, the magnetic part which is the base, and the attachment part which is the top where a weapon is fitted into. While the bottom part is the tripod.


The magnetic part of the clamp is attached either to the vehicle's side, top, or to a dedicated mounting bracket. The attachment part has foam pads and works more like a pressure clamp with the foam ensuring that the weapon doesn't get crushed when the clamps are brought together.

The rotary base allows the weapon to be rotated three hundred and sixty degrees, with disks in the attachment part that allow the attached weapon to be pivoted up and down.

Mechanisms (Top)

The top of the tripod holds the Tripod Gun Mount, along with the components that are needed to operate it. The mount has three handles so that it can be carried seperately from the rest of the tripod.

Tripod Gun Mount



The bottom part of the mount holds the magnets that allow the mount to attach itself to the side of a vehicle or onto dedicated vehicle mounts. There are three points on the base that must be pushed 'down' to ensure that the mount is secured properly. The bottom of the mount attaches to the Mahurin tripod.



Under no conditions should the clamp be attached next to a vehicles power source.



Clamp

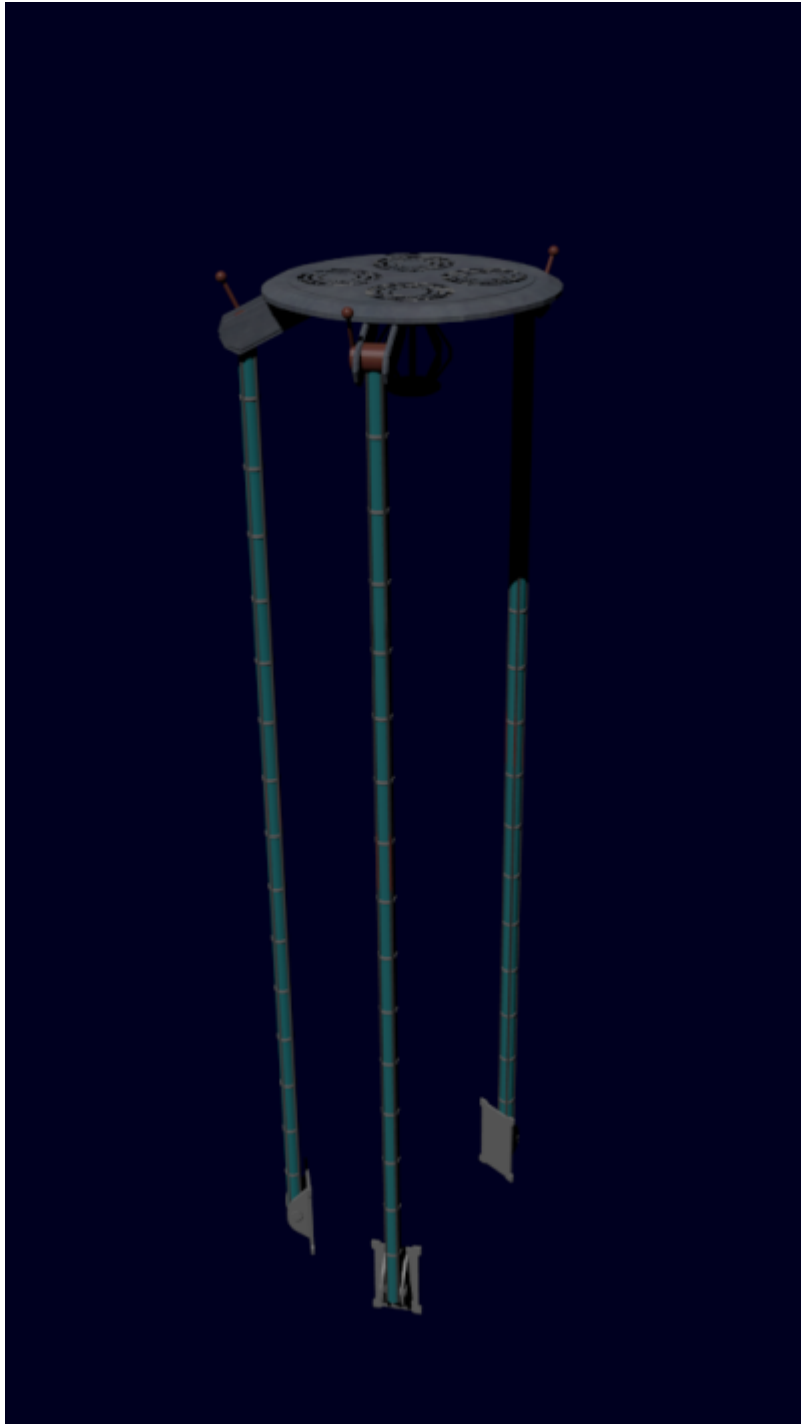
The top area of the base, this area holds the attached weapon, be it a rifle, rocket launcher, sniper rifle, whatever an infantryman wants to attach to the item they can do so. The attachment area has thick white foam pads that press against the weapon to keep it snugly in place, but the area also has two rotary disks that give the weapon it's up and down pivot action.

Nobs

There are two nobs, one on each clamp, that can be used to change the 'pressure' of the foam to either make it loose or tight. The nobs can be pressed in, which will disengage the clamps in an emergency, causing both to spring backwards to allow a soldier to remove their weapons with ease.

Mechanism (bottom)

The bottom is merely the mounts tripod, which it attaches to for use on terrain.



Tripod

Coming standard with the mount is a three legged tripod, which can be used to secure a mounted weapon onto the ground, on a roof, or on top of a vehicle that doesn't have the proper materials for the magnets to work. The three legs have feet that can be secured into the ground and help transfer the recoil into the ground itself.

The legs can be folded up, with each having a control lever that helps tighten them into place. There are also three handles to easily carry the pod, with a counter weight directly under to even out the weight over the entire pod.

Feet

The feet of the tripod can be folded in and out, for normal weapons usage - such as weapons that don't have a very large recoil to them, the feet can just be set into place using enviromental objects such as rocks. On the other hand, if the tripod is to be used with weapons that have a good recoil to them, such as anti-tank rifles, then the feet must be anchored to the ground using bolts from a Bolt Gun by firing said bolts through the small round openings in the feet. (Not shown in image)

Systems

The weapons tripod has only two systems onboard.

Measuring System

Located on the sides of the clamp, this system helps to ensure that the tripod or the clamp on placed on an even - flat surface.

Magnets

Located under the Gun Mounts base and also on the top of the tripod, the magnets on the tripod are negative while the magnets on the mag-clamp are positive. This ensures that the two halves will remain secured together, there are three additional clamps on the side of the

Accessories

Bolt Gun

[Neshaten Bolt Gun](#)

Coming standard with the tripod is a Bolt Gun, a bolt gun is a gun that shots five-six foot long bolts that can be driven into solid ground using the force of pressure. The bolts themselves are made out of bio-degradable material and will degrade after five weeks of being in the ground, they are stored in sealed plastic bags.

From:

<https://wiki.starmy.com/> - **STAR ARMY**

Permanent link:

https://wiki.starmy.com/doku.php?id=faction:neshaten:mahurin_weapons_tripod

Last update: **2023/12/21 00:59**

