

# Star Army Duty Uniform, Type 30A

Designed by [Hanako](#), This [Star Army of Yamatai](#) uniform consisted of a ribbed blue top with self molding energy-dispersing plastic chest and shoulder panels; they automatically soften to the user's body heat, allowing for a self fitting and comfortable uniform. The panels provided a protection rating of 3 SP against energy and radiation based weaponry (only). The colored trunk and shoulder panels featured a thick light teal border, while the fabric was dark grayish blue. The Elysian variant had a V-shaped slit in the back to allow for wings. The sleeves were cut short and slanted (to provide room for patches). The uniform was typically worn with a dark blue skirt.

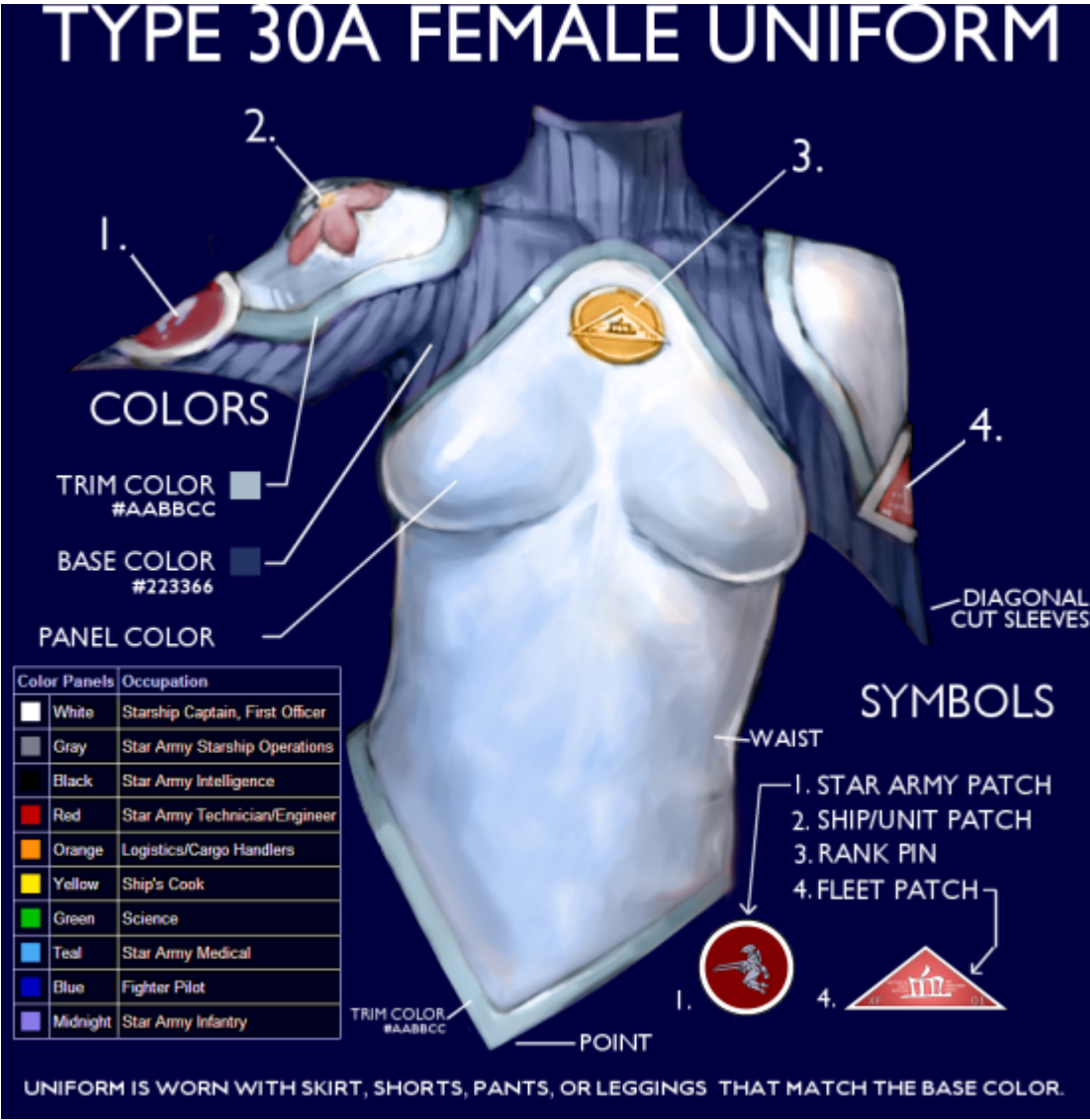
The 30A was fairly uncommon due to the popularity of the softer [Star Army Duty Uniform, Type 30B](#) that followed. In [YE 34](#), production of the Type 30A Female Duty Uniform was discontinued and it is no longer authorized for wear (as of [YE 35](#)), having been replaced by the [Star Army Duty Uniform, Type 35](#).



## Details

Here's some close looks at the uniform features, for artists:


Diagram



Top Section


Uniform Fabric

The base fabric of the uniform is a thin, dark blue, ribbed, sweater-like material.



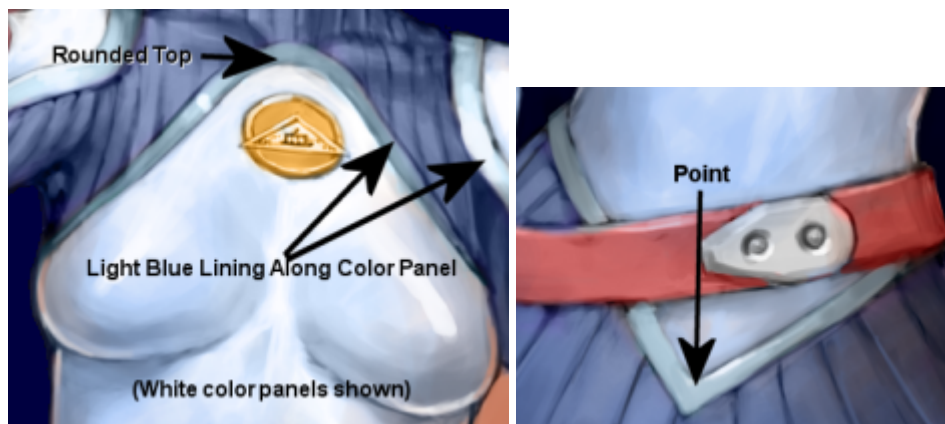
## Sleeves

The sleeves of the uniform should be cut diagonally, with the longer part towards the outside.



## Color Panels

Colored panels should have a rounded point at the top of the torso section and an angular point at the bottom. In this example, the panel is white. See [Color Scheme](#) for panel colors.



## Rank Pins

The First Expeditionary Fleet uses the same rank pins as the First Standard Fleet. See [Star Army Ranks](#).

### Rank Pin Position

Soldiers in the 1st XF should wear their rank pins in the high, centered position.



## Patches

### Left Side

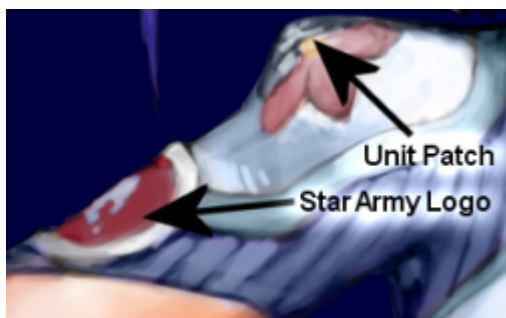


The fleet patch goes on the soldier's left side. The patch looks like this:



### Right Side

On the soldier's right side is the Star Army logo (the [Star Army Hinomaru](#)) and above it, on the shoulder, a unit patch. A unit patch is often a [Starship Patch](#).



Here's the Star Army logo:



Actual patch photo (sorry for the blurriness):





Note the black border around the white circle.

## Bottom Section

The bottom section of the uniform consists of a skirt. The color of the skirt should be the same color or slightly darker than the sweater.



## Accessories

The uniform is worn with white, black, dark gray, or tan matching accessories that include:

- Gloves
- Boots
- Pistol Belt (see [pistols](#) for a list of sidearms used)



## Gallery



Products & Items Database	
Product Categories	uniforms
Product Name	Star Army Duty Uniform
Year Released	<a href="#">YE 30</a>



From:

<https://wiki.stararmy.com/> - **STAR ARMY**

Permanent link:

[https://wiki.stararmy.com/doku.php?id=stararmy:uniforms:duty\\_uniform\\_type\\_30a&rev=1693572174](https://wiki.stararmy.com/doku.php?id=stararmy:uniforms:duty_uniform_type_30a&rev=1693572174)

Last update: **2023/12/20 22:43**

