




# Creating A Theradactan Character

<WRAP center round important 60%> This article is a work in progress; It is currently not approved as canon. </WRAP>

## Creating a Character

### Choose a Faction

Flag	Faction	Description
	<a href="#">anansi_republic</a>	Liberal democracy that positions it against the Neolathians
	<a href="#">neolath_regency</a>	Conservative theocracy built on the backs of slaves.
	<a href="#">robertin_empire</a>	Conservative monarchy that has fallen far from their height.

### Rank

#### Enlisted

New characters typically start at the Seaspider rank. This is standard.

#### Available Occupations

The following occupations are recommended for new players with Theradectan characters:

### Skill Areas

You can find more skills and skill information here: [Character Skill Areas](#)

### A Look

This section covers your character's appearance.

### Physique

Chitin Color

Area of Birth	Colors (Most common to least common)	Size Differences
Anasansi	Dark Brown, Dark Green, Yellow, Black	
Neolath	Black, Grey, Yellow, White (Royalty Only)	White females smaller than average, except for their oversized heads. Males smaller than average.
Roberti	Bright Green, Light Brown, Yellow, Red (Most likely royalty)	Red males larger than average, with especially long legs and pincers.

OOO Notes

acewing13 created this article on 2016/07/30 07:13.

From:  
<https://wiki.stararmy.com/> - **STAR ARMY**

Permanent link:  
[https://wiki.stararmy.com/doku.php?id=guide:creating\\_a\\_theradactan\\_character&rev=1479304959](https://wiki.stararmy.com/doku.php?id=guide:creating_a_theradactan_character&rev=1479304959)

Last update: **2023/12/20 15:49**

