

# Creating a Character









This guide will help you create a character to play in the Star Army setting. It is focused on making a character page on the wiki for your character and getting that wiki page approved as part of the site's [Canon](#). Note that characters do not have to be on the wiki to appear in Open Roleplaying Forum threads, but for elsewhere in Star Army RP, they do.

## Starting Out

Before you start, we suggest deciding on two things: plot and faction.

### Choose a Faction

First, you should look at the current playable factions and decide which one your character inhabits. The current playable factions are:

Flag	Faction	Description
	<a href="#">Yamatai Star Empire</a>	High-tech post-human empire partly inspired by 80s anime.
	<a href="#">Democratic Imperium of Nepleslia</a>	Humans and cyborgs. Manly.
	<a href="#">Poku Saeruo Degonjo</a>	Feline alien scavengers from the South
	<a href="#">kingdom_of_neshaten</a>	Conservative fox dudes
	<a href="#">Freepacers</a>	Nomadic space hippies
	<a href="#">Uso's Star Organization</a>	Close-knit opportunists
	<a href="#">iromakuanhe_astral_commonwealth</a>	Horned empathic isolationists that use living mecha
	<a href="#">Constitutional Dominion Of Ersetu</a>	The <a href="#">Kishargal</a> . 19th century space British, with horns

In addition to the above factions, your character can also be independent. See [Guide to Independent Characters](#).

### Choose a Plot

Look at the [active\\_plots](#) and see if there's one you want to make a character for. Try to figure out what plot you're aiming for and build a character that fits. Since a plot has an existing GM, story, and characters, there will be people and characters immediately available to interact with. You can find ongoing roleplay plots using the [List of Active Plots](#). You may also want to look at the list of [wanted characters](#).

Please note that some plots accept "military exchange" characters from other factions (ask the plot's

GM).

If you do not see an active plot that interests you, you can also create your own RP thread. New RPs all start in Open RP. If you make your own RP thread, we suggest first making an interest check in the OOC forum first to see if other people want to roleplay with you.

## Grab a Veteran?

It might help if you get the attention of one of the other Star Army members that can help you as you work on writing up your character. Why not find somebody in the [chat room](#) who can provide character advice and/or recommendations of RP threads to join? A faction manager or game master from your chosen faction can be a great resource to help you make your character because they're experts on Star Army lore. Doing this also helps you build a relationships with other community members.

## It Doesn't Need To Be Perfect

**Our goal is to help you get into the RP quickly and smoothly.** Our wiki is very deep. Don't drown in it by getting overwhelmed by obscure details. Much of the background and history presented in this wiki is not strictly necessary for creating a character. Just focus on making a character you like.

It's okay to submit an imperfect biography; if adjustments are needed, other members will help you tweak your character to fit the setting during the character's review. The best way to avoid mistakes is to get another member to help. Make friends!

## Character Templates

We recommend you start with the character template open in a separate tab or window and fill it in as you go through the Character Creation Guide.











- [Character Template & Wiki Code Generator](#) - Fill in the blanks and it automatically generates the wiki code.
  - Designed for people who want to make a wiki page (using the [standard wiki template for characters](#)) prior to app submission.
  - Made a wiki page without having to learn DokuWiki's syntax.
  - Recommended for most users
- [Forum Version of the Character Template & Instructions](#) - Alternate way of submitting characters.
  - Forum thread with general info about character submission.
  - Recommended for users who want a private app review.



## Specific Guides

These are creation guides written specifically for each species, giving you the all details you need when you make your character.

## Main Species

These core species are recommended for new players because these races have a wide playerbase and a variety of plots to choose from.











Chibi Art	Creation Guide	Species	Faction	Description
	<a href="#">Create a Nekovalkyrja</a>	<b>Nekovalkyrja:</b> NH-33	 <a href="#">Yamatai Star Empire</a>	Exclusive to Yamatai's military, the Nekovalkyrja (pronounced Nay-ko-wul-ku-ree) are an all-female race of bio-engineered cat-eared warriors that make up the bulk of the <a href="#">star_army_of_yamatai</a> .  Being a Nekovalkyrja is an exploration of what it means to be a person, what it means to be a soldier, and following a woman's transition from a mass-produced killing machine to becoming a unique and whole individual.
	<a href="#">Create a Yamataian</a>	<b>Yamataian:</b> Minkan	 <a href="#">Yamatai Star Empire</a>	Another artificial race (and cousins to the Nekovalkyrja), Yamataians make up most of the civilian populace but are also common in Yamatai's military.  They're like <a href="#">humans</a> , but better, and with much more customization options.
	<a href="#">Create a Nepleslian</a>	<a href="#">Nepleslian</a> , <a href="#">Human</a> , <a href="#">ID-SOL</a> , <a href="#">Jiyuuian</a> , <a href="#">Geshrin</a>	 <a href="#">Democratic Imperium of Nepleslia</a>	Nepleslians are mostly human, but might have mutant, alien, or ID-SOL DNA mixed in, as well as cybernetics. Mostly male, Nepleslians are known for their love of guns, alcohol, and pretty much vice in general.
	<a href="#">hidden_sun_clan</a>	<a href="#">Qaktoro Tula</a>	 <a href="#">Poku Saeruo Degonjo</a>	Feline aliens whom after centuries of hiding and salvaging have emerged to take their place in the sector.
	<a href="#">Create a Neshaten</a>	<a href="#">Shukaren Myleke</a>	 <a href="#">kingdom_of_neshaten</a>	After a terrible Civil War nearly causes their race to become extinct, the Neshaten have spent the past seven hundred years rebuilding their civilization, and are ready to see what is out there in the universe... knowing full well that races, both allies and foes, await them.



Chibi Art	Creation Guide	Species	Faction	Description
	<a href="#">Freespacers General Information</a> (New Guide) <a href="#">freespacers</a> (Old Guide)	<a href="#">freespacers</a>	 Various <a href="#">sub-cadres</a> & <a href="#">independent</a> groups.	A prolific race of cyborg space nomads, known for their reliance on complex AI systems, vessels that can operate in complete independence for years at a time, and the sprawling 'polysentience' virtual network that binds them all spiritually. Chaotic, free-thinking, and infinitely resilient.

Most species also have the option of joining [origin industries](#) or being [independent](#).

## Alternate Species

These are less-frequently-used species that are available to play, but are less supported due to low faction activity or other issues.

Chibi Art	Creation Guide	Species	Faction	Description
	<a href="#">Create a Lorath</a>		 <a href="#">lorath_matriarchy</a>	A winged humanoid species, Lorath originate from their homeworld of Lor. Lorath society is known for adhering to a theocratic basis for order, a eugenically engineered caste system, a penchant for reckless technological advancement, and a Matriarchal authority structure. the Lorath Matriarchy functions as a whole for the purposes of advancing their society, adhering to worship, and furthering the agenda of their people through the guiding leadership of their clan elders, caste leaders, and royal caste placed at the forefront of the Matriarchy's ambitions to reclaim their sense of security which was shattered by their forced introduction into the interstellar stage at the hands of the Yamatai Empire.
	<a href="#">Create a Gartagen</a>	<a href="#">gartagen</a>	 <a href="#">gartagen_union</a>	The Gartagens are a proud tribal/warrior race from the uncharted regions of the sector.
	<a href="#">Abwehrans</a>	<a href="#">Abwehrans</a>	 <a href="#">Abwehran Star Empire</a>	A humanoid, heavy-gravity species with a long history of warfare. Males have four arms.  <b>Note: Currently under revision, red links maybe found.</b> 
	<a href="#">Create an Elysian</a>	<a href="#">Elysian</a>	 <a href="#">Yamatai Star Empire</a>	Winged and cultured, Elysians live within Yamatai and its neighbors. Elysians can join the <a href="#">star_army_of_yamatai</a> or <a href="#">Nepleslian military</a> .

Chibi Art	Creation Guide	Species	Faction	Description
	<a href="#">separa_shan</a>	<a href="#">Separa'Shan</a>	 <a href="#">Yamatai Star Empire</a>	These Lamia-like people come from one of Yamatai's many member worlds.

### Additional Minor Species

- [Create an Azorean](#)

## General Guides

These are general guides. Please use the species-specific guides above instead if possible.

- [android](#)
- [anthro](#)
- [general](#)
- [Character Skill Areas](#)
- [Female Body Measurements](#)
- [species](#)
- [inventory](#)
- [Character Adoption](#)
- [work\\_for\\_uso](#)

From:

<https://wiki.stararmy.com/> - **STAR ARMY**

Permanent link:

[https://wiki.stararmy.com/doku.php?id=guide:creating\\_a\\_character&rev=1494818890](https://wiki.stararmy.com/doku.php?id=guide:creating_a_character&rev=1494818890)

Last update: **2023/12/20 15:48**

