

# Creating a Character

This guide will help you create a character to play in the SARP.

## Directions

Start with the [Character Template](#) open in a separate tab or window and fill it in as you go. **Directions for submitting your character are at the bottom of this page.**

## Choosing A Faction

Characters in the military in one of the major factions (eg [star\\_army\\_of\\_yamatai](#) or [military](#)) are usually easiest to play because they get the most resources and plots to be in (after all, it is a military themed RP). But there's also great variety of lovingly-crafted smaller factions in the SARP that are desperate for players! To experience Star Army better, consider making a second character in a different faction than the first and perhaps some of the less-common species a try!

## Have a Plot In Mind

**Try to figure out what plot you're aiming for and build a character that fits.** Before you make your character, if possible, do a little background reading on the role-play and get an idea of which plot you want to join. A *plot* in this case refers to an ongoing role playing group. In the Star Army RP, these are often on starships. Since a plot has an existing GM, story, and characters, there will be people and characters immediately available to interact with. You can find ongoing roleplay plots using the [List of Active Plots](#).

Other types of characters are available, and joining a plot is not required. If you want to blaze your own trail, see the [Guide to Independent Characters](#).

## Stay Focused

**Our wiki is very deep. Don't drown in it.** Our goal is to help you get into the RP quickly and smoothly. Much of the background and history presented in this wiki is not strictly necessary for creating a character. Just **focus on making a character you like**. It's okay to submit an imperfect biography; if adjustments are needed, other members will help you tweak your character to fit the setting during the character's review.

## Specific Guides

These are creation guides written specifically for given races.

## Main Species



*Recommended for new players because these races have a wide playerbase and a variety of plots to choose from*






	Creation Guide	Species	Faction	Description
	<a href="#">Create a Nekovalkyrja</a>	<b>Nekovalkyrja:</b> NH-33 NH-29	 <a href="#">Star Army of Yamatai</a> ( <a href="#">Yamatai Star Empire</a> )	Exclusive to Yamatai's military, the Nekovalkyrja (pronounced Nay-ko-wul-ku-ree) are an all-female race of bio-engineered cat-eared warriors that make up the bulk of the Star Army of Yamatai.
	<a href="#">Create a Yamataian</a>	<b>Yamataian:</b> NH-31 NH-22C Geshrin	 <a href="#">Yamatai Star Empire</a>	Another artificial race (and cousins to the Nekovalkyrja), Yamataians make up most of the civilian populace but are also common in Yamatai's military.
	<a href="#">Create a Nepleslian</a>	<a href="#">Nepleslian</a> or <a href="#">ID-SOL</a>	 <a href="#">Star Military</a> ( <a href="#">Democratic Imperium of Nepleslia</a> )	Nepleslians are mostly human, but might have mutant, alien, or ID-SOL DNA mixed in, as well as cybernetics. Mostly male, Nepleslians are known for their love of guns, alcohol, and pretty much vice in general.
	<a href="#">Create a Gartagen</a>	<a href="#">gartagens</a>	 <a href="#">government</a>	The Gartagens are a proud tribal/warrior race from the uncharted regions of the sector.

Most species also have the option of joining [origin\\_industries](#) or being [independent](#).

## Alternate Species

We suggest joining one of these smaller factions for your second character.

	Creation Guide	Species	Faction	Description
	<a href="#">Abwehrans</a>	<a href="#">Abwehrans</a>	 <a href="#">abwehran_star_empire</a>	A humanoid, heavy-gravity species with a long history of warfare. Males have four arms.
	<a href="#">Create an Elysian</a>	<a href="#">Elysian</a>	  Elysians may now join the <a href="#">Star Army of Yamatai</a> or <a href="#">Nepleslian military</a>	Winged and cultured, Elysians live within Yamatai and its neighbors.

	Creation Guide	Species	Faction	Description
	Create an Iromakuanhe	people	 iromakuanhe_astral_commonwealth	The <a href="#">people</a> are a race of humanoids with advanced biotechnology who join their bodies to living machines, including great organic starships and the powerful VANDR biomecha. Newcomers to the galactic scene, they find themselves splintered and fractious compared to the great empires of the Core Systems. Created by <a href="#">Exhack</a> .
	freespacers	freespacers	 the_free_state or  Democratic Imperium of Nepleslia	A race of nomadic space people.

### Additional Minor Species

- [Create an Azorean](#)
- [Create a Lorath](#)
- [Create a Neshaten](#)

## General Guides

- [general](#)
- [Character Skill Areas](#)
- [Female Body Measurements](#)

## Character Templates

- [Character Template](#) for wiki (with links)
- [NPC Template](#)
- [standard\\_wiki\\_biography\\_template](#) (manual formatting)
- [npc\\_template](#) (manual formatting)
- [anonymous\\_character\\_art](#)

## Submitting Your Character

When you're done creating your character, you'll need to:

1. Add your bio to the wiki (if you're not sure how, see the steps below)
  1. Go the [list\\_of\\_notable\\_characters](#), follow the link to your faction, and then click "Edit this page" and add a link to your your character.

2. Save the page and then click the (red) link you just made. It'll take you to a page that says "This page hasn't been created."
  3. Click "Create This Page" and insert your character biography code you made using the [Character Template](#).
  4. Make any final adjustments needed and then save your Wiki bio. After saving it, copy its URL.
2. Go to the [new biography forum](#) and create a topic containing a link to the bio page you just created.

## Review and Approval

We encourage you to also send your own private message to the plot GM introducing yourself and/or post in your intended plot's OOC thread to alert the plot GM that your character is awaiting approval for the plot.

If there are no problems, approval will usually be quick and painless. If there are issues with your biography, the game master will do his best to help you adjust it so that it makes sense or fits in the role-play. The most common sources of problems are overpowered, glorious histories and skills, story continuity issues (things that wouldn't make sense, like joining the Star Army before it was founded), and lack of detail.

**NOTE: If you update/edit your bio, post a reply to its thread so the reviewers will know to look at it again!**

Your plot's game master or a character forum moderator will post comments and/or approval of your character in the forum thread you posted. The topic will then be moved to the [APPROVED forum](#) (so if your character thread seems missing, check there!). The character forum moderator who approved your character should send a private message to you and to the GM of the plot you listed as your first preference.

## Approved But Unaccepted

In the unlikely event your character is approved but cannot be accepted (to to a plot that is full or closed, etc), the GM (or if he is not available, the Faction Manager or Setting Manager) will post a notice in the approved character thread and then contact your second choice plot GM on your behalf.

## After Approval

Once you're accepted into the plot, edit the [plot's page](#) so your character is on their crew roster (or ask your GM to).

If your character is in the military, you will also get an orders thread in the appropriate communications forum. It will tell your character where to go and serves as a record of his/her military service including transfers, awards, and promotions.

**You are responsible for keeping your character page up-to-date.** Keep track of changes your character's history, skills, inventory, and finances (including pay) and edit your character article accordingly.

From:

<https://wiki.stararmy.com/> - **STAR ARMY**

Permanent link:

[https://wiki.stararmy.com/doku.php?id=guide:creating\\_a\\_character&rev=1364385967](https://wiki.stararmy.com/doku.php?id=guide:creating_a_character&rev=1364385967)

Last update: **2023/12/20 15:48**

