

ISS Mitsu

The *ISS Mitsu* is an independently owned [Misha-Class Explorer](#) with [Noval Luxury Engineering Bespoke Package](#), registered in the [Yamatai Star Empire](#) as [PYX-C5X-0002](#).



About the ISS Mitsu

The *ISS Mitsu* was constructed in early [YE 42](#). It was given to [Kage Yaichiro](#) as a present from [Ketsurui-Motoyoshi Katsuko^{1\)}](#). In [YE 43](#), the ship was upgraded with the luxurious [Noval Luxury Engineering Bespoke Upfit Package](#).

ISS Mitsu	
Name	ISS Mitsu
Namesake	Mitsu (蜜) is the Yamataigo word for “Nectar”
Owner	Kage Yaichiro
Operator	Kage Yaichiro , Takeda Fleet
Port of Registry	Amatsu-Motoyoshi "Port Hachidori", Jiyuu II Orbit
Home Port	Jiyuu III
Builder	Yugumo Corporation
Class	Misha-Class Explorer
Comissioned	YE 42
Registry	PYX-C5X-0002
Status	Active
Damage Rating (v3)	Tier 11 (Medium Starship)

The Ship's Patch

The ISS Mitsu's ship patch is below.

✖ The ship's patch features the Imperial Kikyō, and colors that invoke the [Motoyoshi Clan](#) as well as the iconic hummingbird design that was featured on the logo of the former [Fifth Expeditionary Fleet](#) with an image of the ship. The symbols invoke nostalgia and important historical references for the [Motoyoshi Clan](#).

Uniforms

Mitsu Crew wear [Type 43 Yugumo Corporation Uniforms](#) as of [YE 43](#), part of their [Yugumo Corporation Standard Issue](#), along with the [black beret](#) bearing the ship's mission patch on the flash that is [shipboard duty issue](#). [security armor](#) and [power armor](#), as well as [small craft pilot flight suits](#) are in typical [Yugumo Corporation](#) colors of shades of purple, grey, and black, with gold trim. All uniforms and armor bear the [Takeda Fleet](#) logo on the right shoulder, and the ship's mission patch on the left. Mitsu crew are armed with their [service sidearm](#) at all times when on duty and not in an area civilians are not allowed to carry weapons.



History

The *ISS Mitsu* was constructed and launched in early [YE 42](#) and was given to [Kage Yaichiro](#) by [Ketsurui-Motoyoshi Katsuko](#) as a present, with [Takeda Fleet](#) crewing and upfitting it to his specifications.

In [YE 43](#), the [MIKO Electronics Suite](#) was upgraded to a [KAIMON-Gate IES](#), bringing the ship to the 1B revision. It was then upgraded to the [KAIMON-Prime Gate IES](#). Later that year, the ship was upfitted with the [Noval Luxury Engineering Bespoke Package](#)²⁾.

In early [YE 44](#), the Mitsu was sent to rendezvous with the [YCS Bastion of Winter](#) and explore [Star System E-13](#)³⁾

Roleplay

Below is a list of plots and other roleplays the ISS Mitsu has been involved in


SYNC Threads

- [Care Package](#)
- [Welcome to your Ship](#)

Outfitting the Mitsu

- [Origin Motors](#)
- [Origin Fleet Yards](#)
- [Origin Defense Manufacturing](#)
- [Ketsurui Zaibatsu](#)
- [Osman Heavy Industries](#)
- [Noval Luxury Engineering](#)

Fly Free, Hummingbird

- [Episode 1](#)
- [Interlude \(Explicit\)](#) 
- [Episode 2](#)

Welcome Home, Hummingbird

- [Episode 1](#)

Yamatai RP

- [To System E-13](#)

Modifications

In addition to the upgrade to the 1B Spec, these modifications have been made which vary from the original design of the [Misha-Class Explorer](#).

Noval Luxury Engineering

[Noval Luxury Engineering](#) was contracted for a full update and refit of the ship:

Bespoke Chairman Package

[Noval Luxury Engineering](#)'s highest available package, the [Chairman Package](#), was only the starting point for this vessel. Together with a famous artist from the Sanctum system, Noval designed an interior that is classy and subtle, while distinctly belonging to the craft's intended owner, [Kage Yaichiro](#).

Every chair in the offices, lounges, and staterooms is fully kitted out, including noise canceling and tactile response that work in tandem with the craft's new volumetric display capabilities, so that any individual

in the cabin can have their own independent work space. Most striking is a piece of artwork in the lounge, delicately worked into the wall's fabric, that displays a rendition of Yaichiro's history. Graceful lines, made of high quality fabric piping instead of simple paint, illustrate his many accomplishments, with beautiful accents denoting major events in her life. The [Sunflower Corporation](#) emblem is centrally positioned along the lines and wall both.

To a casual observer unfamiliar with the the man's less-well-known history, and less-than-well-versed in ciphers and codes, the wall is an impressive piece of art that is pleasing to the eye. To someone who knows about Mr. Shade, or Mr. President, or [Office 8412](#), the wall contains encoded, cryptic details that could take weeks to fully decrypt the history within. Going to the utmost lengths to protect client privacy, the artist and all assistants and administrators, and anyone else connected with this part of the project, were under a voluntary memory block for the entire time they worked on the piece.

Other details of the craft's interior have been similarly enhanced from Noval's 'basic' [Chairman Package](#). Improved security and safety systems are tucked into nearly surface, ready to defend or rescue the craft's passengers at a moment's notice. All fabrics and surfaces, save for the art installation, have been colored using [Omnihue](#). Luxuries simple and extravagant are within arm's reach at all times, without ever appearing gaudy.

In short, the craft is a masterpiece of understated elegance, possessing every possible amenity one could imagine without being *overly* ostentatious.

Armor

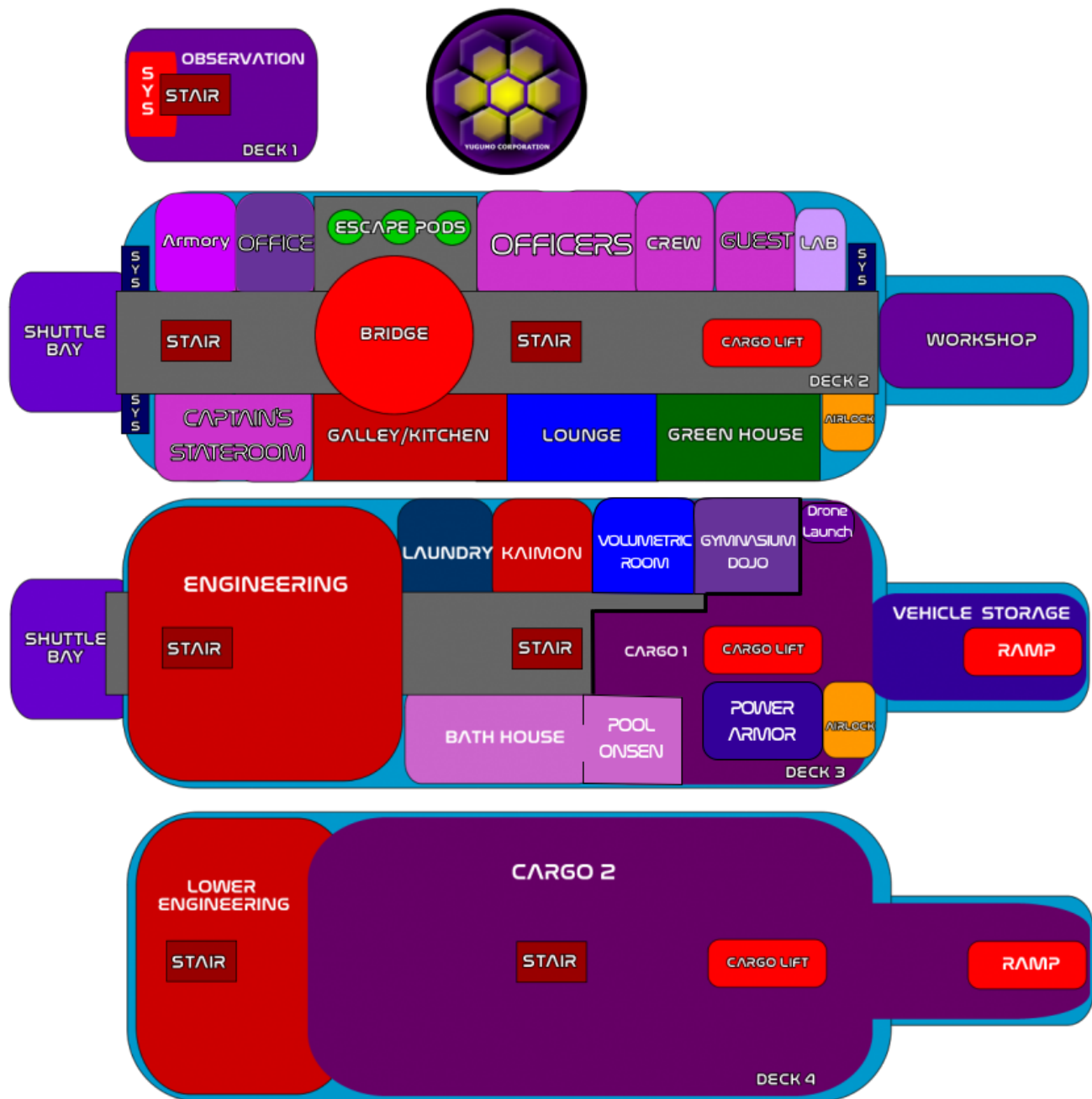
The Mitsu has been reinforced and subtly up-armored, and is not considered [unarmored](#), resisting damage at its full tier, rather than one step below. Due to its advanced systems, power and engine upgrades, and armoring, the Mitsu is considered [Tier 11 \(Medium Starship\)](#) as its size suggests, rather than [Tier 10 \(Light Starship\)](#) like the civilian [Misha-Class Explorer](#). The armor layer is impregnated with an [Omnihue](#) matrix, allowing effectively unlimited control over the coloration, pattern, text, and insignia of the surface. This serves as thermoptic camouflage and signature reduction, if set properly.

Stellarium

The Mitsu's armor, in addition to the [Omnihue](#), has a layer of [Sitearium and Stellarium](#) coating it, that allows for even more effective stealth than the [Omnihue](#) alone.

Deck Layout

The deck layout and interior spaces of the ship have been modified:



Compartments

The following compartments have been added or modified:

Armory

The Armory is secured behind two layers of [Forcefield-Nested Isolation Doors](#) and is access-controlled. The room is fully stocked with weapons and equipment for use by [Yaichiro](#) and his associates. There are

enough sturdy racks, cages, drawers, and cabinets outfitted with multiple locks to securely contain everything, as well as a workbench for performing modifications and repairs to firearms and blades. The officer on duty for both the armory and brig has a well-appointed desk with a [Ge-T8-E3103 - Computer Array](#) and a comfortable office chair.

A [EM-J5 Flying Assistant Robot Series \(FARS\)](#) specialized for security and first aid duty, and one specced for repair work assist the officer.

- 1 [EM-J5-6a - FARS GP](#)
 - [EM-J5-M3601 - Arc cutter](#)
 - [EM-J5-M3613 - High Definition / 3D camera](#)
 - 2 [EM-J5-M3614 - Light duty arm](#)
- 1 [EM-J5-6a - FARS GP](#)
 - [EM-J5-M3602 - First aid kit](#)
 - [EM-J5-M3614 - Light duty arm](#)
 - [EM-J5-M3609 - Taser module](#)
 - [EM-J5-M3604 - Biological detector](#)

The Security-Spec [EM-J5 Flying Assistant Robot Series \(FARS\)](#) that patrol the ship are also based here.

- 2 [EM-J5-6a - FARS GP](#)
 - [EM-J5-M3605 - Chemical detector](#)
 - [EM-J5-M3604 - Biological detector](#)
 - [EM-J5-M3609 - Taser module](#)
 - [EM-J5-M3607 - Thermographic imaging](#)

Brig

A divided off part of the Armory serves as a small [brig](#). There's a bench with a rail for attaching restraints for short-term detention, with an open shower and head, and a water fountain. A pair of [Transparent Durandium](#) holding cells are for longer-term occupancy, with floor drains, spartan bunks featuring restraints, and sink/fountain/toilet combos. The Brig's entrance, along with the officer on duty's desk, is located between the [Forcefield-Nested Isolation Doors](#), making it impossible to get directly from the Brig to the Armory proper.

Captain's Stateroom

Spanning the area of two of the standard cabins, [Yaichiro's](#) luxurious stateroom is designed for his comfort, entertainment, and convenience. Upgraded from the standard shower and head into a full Yamataian-style washroom, featuring separate shower, steam-room, and soaking tub with whirlpool jets, it occupies a corner of the space, cutting the room into an L-shape. The small end of the L is a walk in closet with wardrobe and vanity. It has entrances from both the bedroom and washroom, and features gear storage and a personal armory for Yaichiro's [Yugumo Corporation Standard Issue](#) and [Security Loadout](#), as well as his original issue before the update, with room to spare for nearly anything else he wishes. At the crux of the L is a kitchenette and breakfast nook, with small, angled canopy bar with full back and stools on the opposite corner, while the entrance at the long side of the L opens into a foyer

and sitting room with couches and coffee tables huddled around a simulated fireplace. Beyond it, before the kitchenette, is a well-appointed office alcove with a desk and chair and [Ge-T8-E3103 - Computer Array](#) allowing [Yaichiro](#) to conduct business from his stateroom, without even having to cross the corridor to the office. The wall between the office alcove and the soaking tub is mostly a large aquarium. Across from the desk, a multifunction all-in-one exercise unit is cleverly out of the way in another alcove. For covert communications, any mirrored surface in the stateroom functions as a [Lying Mirror](#). On the bed is the coveted [Hyper-Tempri-Sama Goldwater Exclusive blanket](#).

Cargo Bays

Each cargo bay has been fitted with a [Scalable Graviton Beam Projector](#) in the center of the rear wall, and one in the center of the ceiling, for handling cargo. A pair of [Basic Grapplers](#) are located on a gantry above in each one, along with traditional cranes and lifts.

Computer Room

In addition to the supplemental computing hardware and the upgrade to KAIMON, the computer room has one [Yugumo Standard Anthroform Drone Berth](#) for use by the ship's avatar's [KAIMON/Ascendant Consort](#) for when Miko wishes to have a “real” body instead of a volumetric one (solid or otherwise).

Crew Cabin

Twelve [Yugumo Standard Anthroform Drone Berth](#), with storage units between each pair, are clustered along the far wall for the [androids](#), and there are two more, one to the either side of the entrance, for a total of eight. Four pairs of [Type 40 Bunk Beds](#) in the [Deluxe Three Bunks, Desk, and Drawer/Wheels](#) configuration face each other from across the narrower dimension of the room. Each desk is connected to a [Ge-T8-E3103 - Computer Array](#) as well as the ship's systems, and below each one is a [footlocker](#).

The Crew Cabin takes up a little more room than the single default stateroom and features a shower and head. There is a table with four chairs in the central common area, along with an all-in-one exercise machine. [Volumetric Windows](#) provide display for entertainment, environmental, and informational purposes.

Damage Control Lockers

In key areas around the ship are damage control lockers containing vital supplies and equipment in case of damage to the ship. They are hidden behind locking, sliding bulkhead panels, that, like the locker itself, may only be opened by authorized personnel. Each contains:

- 2 [EM-G17-1a Basic Tool Kit](#)
- 1 [EM-G17-2a Repair Kit](#)
- 2 [EM-G9-2A Work Flashlight Kit](#)

- 1 [EM-G18-1a Ship Hull Patch Kit](#)
- 4 [EM-G4-2 Filter Mask \(Advanced\)](#)
- 4 [Shaklite Portable Worklamp](#)
- 1 Roll [Molecure Tape](#)
- [Fire Extinguisher](#) 

Drone Launch

In the port forward corner of Cargo One is a system of racks, gantries, and conveyors to load "[Whisker](#)" [Sensor Drone](#), [Sensor Cruise Missiles](#)⁴⁾, [Mining Probe](#), [EM-O2 "Houmen" Communication Satellite](#), [EM-O3 "Hirakeru" Communication Satellite](#), or [EM-O3 "Hirakeru" Communication Satellite](#) into a [Variable Launch Tube](#) to deploy.

Drone Storage

Cargo One also features 24 [Yugumo Standard Anthroform Drone Berth](#). Currently, most are occupied by the original android bodies of the crew: 9 [EM-J2-3a Douryo Android \(Deluxe\)](#), 2 [Mimic Computer](#), and 4 [EM-J6-1 "Rayleigh"](#), along with storage units for their originally issued gear. Most of the rest are occupied by a half-dozen spare [Consort](#) bodies still in their factory defaults, though there are a few empty spaces left. Additional [EM-J5 Flying Assistant Robot Series \(FARS\)](#) are kept on shelves and the accessories to specialize them are kept here, and there are a few [EM-J4-M3503 Docking Station](#) along with some spare [EM-J4-M3502 Basic Tool Kit](#).

Emergency Bunks

Cargo One and Cargo Two both feature racks of [Star Army Bunk Bed, Type 40](#) bunked three high, kept in collapsed mode, just in case the ship needs to take on additional people in an emergency. There are 16 sets of bunks in Cargo One, and 24 in Cargo Two. In addition, there are simple emergency shower-heads and drains, along with sink/fountain/toilet combos, one for each four sets of bunks, behind removable panels in the bulkheads of both cargo bays. Similarly concealed are a washer, dryer, and utility sink for every eight sets of bunks. These systems raise the emergency capacity of the vessel to nearly five times the base, with more comfort and less crowding due to the temporary increase in berthing space and sanitation extending the livable area to the cargo areas.

Engineering

The ship's [repair drones](#) are generally stationed in this area until needed. The [EM-J4-M3503 Docking Stations](#) for the [EM-J4-2a MARI \(Space\)](#) are attached to the walls in here.

- 2 [EM-J4-2a MARI \(Space\)](#)
 - [EM-J4-M3502 Basic Tool Kit](#)
 - [EM-J4-M3503 Docking Station](#)

- 2 ["Mobile Spanner" Drone](#)

There are also damage control [EM-J5 Flying Assistant Robot Series \(FARS\)](#) that patrol for maintenance issues based here.

- 2 [EM-J5-6a - FARS GP](#)
 - [EM-J5-M3601 - Arc cutter](#)
 - [EM-J5-M3614 - Light duty arm](#)
 - [EM-J5-M3603 - Radiation detector](#)
 - [EM-J5-M3607 - Thermographic imaging](#)

First Aid Lockers

In strategic places throughout the ship, several on each deck, are lockers containing first aid supplies. They are clearly marked and a high-visibility orange.

- 4 [EM-G4-2 Filter Mask \(Advanced\)](#)
- 4 [Shaklite Portable Worklamp](#)
- 4 [Traditional Military Blanket](#)
- 2 [EM-G16-2a First Aid Kit](#)
- 1 [EM-G16-4a Trauma Kit](#)
- 1 [EM-G16-3a EMS Kit](#)
- 1 [🚑 Automated External Defibrillator](#)

Guest Cabin

The Guest Cabin is, unlike the rest of the cabins, unchanged from the [standard suites](#) found on the stock [Misha-Class Explorer](#). The Guest Cabin is a spacious bedroom, featuring a king-sized bed, a corner "L" seat, a desk, a closet, and a shower and head bathroom attached.

Gymnasium and Dojo

Opposite the Onsen, part of Cargo One has been separated into a Gymnasium and Dojo. It features not only a full complement of state-of-the-art workout machinery, but also a large, open area for practicing various martial arts and dance. The floor of the dojo is a smooth, slightly slick surface, but there are mats in storage to cover the entire area. Three sides of the Dojo area are mirrored, offering viewpoints to ensure correct form. The gym's locker room features a communal shower and head, a sauna, a steam room, massage tables, a whirlpool hot tub, and a therapeutic soaking tub.

A set of [Forcefield-Nested Isolation Doors](#) leads to the Volumetric Room, but they are hidden behind sliding panels covered by the mirrors.

Housekeeping Closets

Spaced efficiently around the ship, with easy access to anywhere on the ship, from anywhere on the ship, are humble janitorial closets featuring a utility sink and a place to fill and drain mop buckets, and ample shelving, racks, and cabinet space for [Cleaning Supplies](#), towels, and [linens, pillows, and blankets](#).

Lab

The lab is set up as an infirmary and basic medical bay as well as a science laboratory. In addition to essential science equipment such as microscopes, centrifuges, and a fume hood, the medical equipment includes an [ATMC Ke-J1-E3301 - Autonomous Configurable Medical Unit](#) unit and [Treatment and Examination Bed](#). An [EM-J5-6a - FARS GP](#) with [appropriate medical accessories attached](#) is on duty in the lab at all times. The officer on duty has a well-appointed desk with a [Ge-T8-E3103 - Computer Array](#) and a comfortable office chair. The lab has its own shower and head.

A pair of [EM-J5 Flying Assistant Robot Series \(FARS\)](#) specialized for first aid duty assist the officer and respond to medical emergencies on the ship.

- 1 [EM-J5-6a - FARS GP](#)
 - [EM-J5-M3602 - First aid kit](#)
 - [EM-J5-M3614 - Light duty arm](#)
 - [EM-J5-M3605 - Chemical detector](#)
 - [EM-J5-M3604 - Biological detector](#)

Magazines

Secure storage, containing [Kinetic Penetrator Ammunition](#) for the "[Taihou](#)" [Medium Starship Cannons and Light Autocannons](#), the Magazines are heavily armored, static-free vaults with independent environmental systems. Located in the wing pylons, to either side, they are connected to an automated feed system. Like the [Armory](#), they are secured behind [Forcefield-Nested Isolation Doors](#) and access-controlled. Other than during resupply or repair, it should not be necessary to enter either magazine.

Each magazine has its own dedicated "[Mobile Spanner](#)" [Drone](#) and [EM-J4-2a MARI \(Space\)](#) with [EM-J4-M3502 Basic Tool Kit](#) operating autonomously inside, with a [EM-J4-M3503 Docking Station](#) for the latter.

Office

[Kage Yaichiro](#)'s innumerable business, charitable, and governmental responsibilities require that he be able to perform his functions in any of his organizations from anywhere, at any time. A semicircular desk, featuring every technological convenience and advantage available dominates the end of the room farthest from the door. Its luxurious arm chair faces off against a trio of lesser chairs across the desk's surface, for face to face meetings. There are secret, constantly-active, high-performance, highly-encrypted, dedicated lines directly to [Office 8412](#). Another desk is off to one side, not quite as

impressive, but equally as comfortable and perhaps more well-appointed from a technology and control systems standpoint. This one is reserved specifically for members of [Kage Yaichiro's Research and Development Team](#), typically [Grapefruit](#).

Closer to the door a pair of smaller desks with less ostentatious chairs face each other, requiring anyone entering the office to walk between them. Every desk is outfitted with a [Ge-T8-E3103 - Computer Array](#) terminal. To one side of the office is a kitchenette, and on the other, a conference chamber with an oval table, eight chairs, and a state of the art telepresence and teleconferencing suite. One wall is dominated by a great aquarium stocked with native [Jiyuuan](#) species.

A [EM-J5 Flying Assistant Robot Series \(FARS\)](#) specialized for office duty assists the administrators.

- 1 [EM-J5-6a - FARS GP](#)
 - [EM-J5-M3613 - High Definition / 3D camera](#)
 - [EM-J5-M3606 - Parabolic mic](#)
 - 2 [EM-J5-M3614 - Light duty arm](#)

Officer Quarters

Twelve [Yugumo Standard Anthroform Drone Berth](#), with storage units between each pair, are lined up along the far wall for the [Androids](#). The Officer Quarters takes up a little less than space of two of the default crew cabins.

Two rooms, two to either side of the common area each feature a pair of [Type 40 Bunk Beds](#) in the [Deluxe Three Bunks, Desk, and Drawer/Wheels](#) configuration that face each other from across the narrower dimension of the room. Each desk is connected to a [Ge-T8-E3103 - Computer Array](#) as well as the ship's systems, and below each one is a [footlocker](#).

Each room in the Officer Quarters has a shower and head, and there are a pair of tables with each with four chairs, a workout area featuring several multifunction exercise machines, and a pair of desks with chairs and their own [Ge-T8-E3103 - Computer Array](#) in the central common area. [Volumetric Windows](#) provide display for entertainment, environmental, and informational purposes.

Onsen and Pool

The Bathhouse has been extended into some of the area of Cargo One to include a bathing and swimming area patterned after a natural hot springs. The facilities are patterned after a [Traditional Yamataian](#) 🏯 [Onsen](#), featuring multiple waterfalls. The pool has adjustable temperature and salinity, and is deep enough for full submersion and large enough for light swimming. Adjacent to it are a fully stocked bar, a jet whirlpool, and a traditional wooden hot tub. The main entrance to the area is through the communal shower, as etiquette demands one be clean before entering, but there is a service and maintenance entrance through Cargo One. Separate from the soaking pool is a small Koi pond, fed by its own waterfall, and a basalt and white gravel 🏯 [Zen Garden](#). There is a communal shower and head for ensuring cleanliness before entering. The water from the Koi pond is filtered 🏯 [aquaponically](#), providing fertilizer to the plants growing in the greenhouse.

Power Armor Storage

Cargo One has been modified to include a small civilian power armor storage bay that uses the already in place airlock structure. When [Kage Yaichiro](#) is aboard, his custom blue and white [Kirie Thought Armor](#) is stored here.

Survival Lockers

At key strategic points around the ship are lockers containing vital survival supplies. They are clearly marked and painted a high-visibility green. Each contains:

- 1 [EM-G19 - Survival Kit](#)
- 1 [EM-G16-2a First Aid Kit](#)
- 1 [EM-G9-3A Emergency Flashlight Kit](#)
- 4 [EM-G4-2 Filter Mask \(Advanced\)](#)
- 4 [EM-G1 Emrys Dusk Suit](#)
- 1 [Emrys Emergency Rations](#), case of 12 boxes (144)

Volumetrics Room

Similar to the [volumetrics room](#) on a [Plumeria-class \(2E\) Medium Gunship](#), this room's walls, ceiling, and floor are all [Volumetric Windows](#) coated with anti-scuff coatings, and the [Volumetric Displays](#) in the room are capable of projecting [Solid Volumetrics](#), as well as [Hard Light \(Technology\)](#) thanks to an array of [IRI-Type Hard light Apparatus](#). The Volumetrics Room is intended for recreation, training, and briefings. Force fields have been added to provide tactile feedback to simulations as well as to slide people back imperceptibly when they try to walk too close to a wall or change elevation. In this way, simulations larger than the room would normally permit are possible and can be safely employed. Simulations can also make people appear and sound further away than they are and nudge them away from collisions with each other if necessary to further add to the illusion.

This force field sliding can be disabled easily if desired; but small markers will appear to show the walls, floor, and ceiling boundaries while the door to the room becomes visible as a safety measure. All people will be shown in their actual locations as well.

Uses of the Volumetric Room include consuming media en masse, holding briefings with visual aids, relaying briefings from alternate locations, training, running combat simulations, showing simulations of home or other relaxing venues, large scale communications, as a pre-mission staging area, or even for making crew members run laps as punishment.

The Volumetric Room was modified in late [YE 43](#) to be sealed with [Forcefield-Nested Isolation Doors](#). The pipes, vents, and drains allow for the sealed room to be partially or completely flooded with water, or the atmospheric pressure changed, made heavy or vacuum. The temperature, humidity, atmospheric composition, and gravity are adjustable to extremes not available on the rest of the ship.

There is a second set of [Forcefield-Nested Isolation Doors](#) that lead to the Gym/Dojo, but they are hidden

behind sliding panels.

Weapons Lockers

In key areas around the ship such as on the bridge are secure lockers containing emergency weaponry in case of an emergency on the ship such as a boarding action. They are hidden behind locking, sliding bulkhead panels, that, like the locker itself, may only be opened by authorized personnel.

- 4 [Yugumo E2 Energy Pistol](#)
 - spare [BR-E2a Battery Magazine](#)
- 4 [Sakura Type 43 "Bushi" Compact Carbine](#)
 - 1 [Multispectral Marksman Scope](#)
 - 1 single-point [Stone Thread](#) sling
 - 1 Railed Handguard
 - 1 M3-style folding stock
 - 2 spare 30-capacity magazine

Workshop

The workshop has had a [Star Army Fabrication Chamber, Type 39](#) installed as its centerpiece. It includes a [Civilian Synthesis Reactor Module](#) and a backup [Aether generator](#) for emergency use.

In addition to a ["Mobile Spanner" Drone](#), there is a repair-spec [EM-J5 Flying Assistant Robot Series \(FARS\)](#) to assist in the workshop.

- 1 [EM-J5-6a - FARS GP](#)
 - [EM-J5-M3601 - Arc cutter](#)
 - [EM-J5-M3613 - High Definition / 3D camera](#)
 - 2 [EM-J5-M3614 - Light duty arm](#)

Internal Security

Internally, there are enough pop-out automated weapons turrets positioned as to cover the entire interior with at least three of them able to aim at any one spot, with no blind spots or effective cover. These weapons are equivalent to a [Yugumo E2 Energy Pistol](#) each, but draw power directly from the ship's power systems⁵⁾. They are capable of firing in lethal and nonlethal modes, independently of each other. They are not capable of firing at targets outside of the ship. Additionally, hidden, armored vaults in strategic places around the ship contain actual [Yugumo E2 Energy Pistols](#), ready to open at the mental command of an authorized person⁶⁾.

Hidden Drone Berths

Eight [Yugumo Standard Anthroform Drone Berth](#) are at the corners of each deck's corridor, fore and aft,

port and starboard, in pairs with a storage unit between each pair. There are four in the captain's stateroom, two in the armory, and eight on the bridge. These, designed to house [EM-J6-1 "Rayleigh"](#) security drones with [Medical](#) and [Commander](#) packages, are masterfully concealed behind panels in such a way that their deployment cannot be obstructed. They carry [Personal Defense Shield "Svalinn"](#) Tower shields with the [Solid Volumetrics](#) and [Electric Stun System](#) options, and are "armed" with an [OI-W32-1a Magic Hand](#) in addition to their 🐉 [wakizashi](#), as well as a [TC Type 33/C Nekoalkyrja Service Pistol](#) with a [YB-28A Triple-Power Magazine](#), [EM-W4 Stun Baton](#), a [EM-G16-2a First Aid Kit](#), and a set of [Emrys Industries Electromagnetic Manacles](#) on a [Star Army Utility Belt, Type 32^{7\)}](#).

Security Drone

- [EM-J6-1 "Rayleigh"](#)
 - [Commander Package](#)
 - [Medical Package](#)
 - [PDS "Svalinn" Tower Shield](#)
 - [Solid Volumetrics](#)
 - [Electric Stun System](#)
 - [Battery Mod](#) for [BR-28 Series Battery Magazine](#)
 - [OI-W32-1a Magic Hand](#)
 - [Star Army Utility Belt, Type 32^{8\)}](#)
 - [TC Type 33/C Nekoalkyrja Service Pistol](#) with [YB-28A Triple-Power Magazine](#)
 - [EM-W4 Stun Baton](#)
 - [EM-G16-2a First Aid Kit](#)
 - [Emrys Industries Electromagnetic Manacles](#)

Modified Systems

Many of the systems of the ISS Mitsu have been modified or upgraded from the original design of the ship.

Computer Upgrades

Several racks of [Ge-T8-E3103 - Computer Array](#), 12 in all, and 16 full [Nodes](#) (10) of [X-type Quantum Computers](#) have been added to the system room to augment the [KAIMON](#) and [MIKO Electronics Suite](#) for additional computing power. The hardware for the [MIKO Electronics Suite](#) and all its modules was retained, and upgrades to the newly-installed [KAIMON](#) allow the ISS Mitsu to run the [KAIMON-Prime Gate](#) intended for larger ships, rather than the class-standard [KAIMON-Gate](#) model used by the [Misha-Class Explorer](#), and keep its [MIKO Electronics Suite](#), while running a [Destiny King Suite](#) with all its sensors and components as well. In addition to hosting [KAIMON](#), [MIKO](#), and [Destiny](#), the server hosts several instances of the [RICE](#) system, including the [Lazarus' "Laplace" La+ Operating System](#) distribution.

KAIMON

In [YE 43](#) the [MIKO Electronics Suite](#) was upgraded to the [KAIMON-Prime Gate IES](#). The [MIKO](#) was retained as a subordinate, secondary system.

MIKO Modules

In addition to the [Science and Explorer](#) package for the [MIKO Electronics Suite](#) standard on the [Misha-Class Explorer](#), the ISS Mitsu's [MIKO](#) has been fully upgraded with all of the available packages, from the [Patrol](#), [Tactical](#), and [Scout](#) to increase the vessel's combat and reconnaissance capabilities, to the [Diplomatic](#) and [Support](#) packages to assist Kage Yaichiro with his business and other endeavors.

'Destiny' AI

With the addition of an array of [Origin X-Type Quantum Computer Nodes](#), a ['Destiny' AI King Suite](#) was installed, along with the sensors and emitters for it to function, and it was connected to the other two AI modules and the rest of the computing resources.

Backup Communications System

The Mitsu retains its full suite of [MIKO Communications](#) and additionally has the ['Destiny' AI System](#) ones.

Emergency Communications System

An [Yggdrasill Emergency Pulser Communications System](#) has been installed for emergency, backup, and covert communications.

Backup Power Systems

The Mitsu has several backup power systems installed to ensure it can remain powered through any emergency.

Secondary Power System

A [Tsuyosa Series Matter-Antimatter Reactor](#) has been added for secondary power. This system also includes a [Matter Collection System](#).

Tertiary Power System

For a backup to the backup, alternative source, or for auxiliary power in case of high demand, a [Class 3 Hyperspace Fuel Generator](#) has been installed.

Quaternary Power System

Should all else before it fail or simply require more power, a [Phoenix Fusion Generator](#) is available.

Quinary Power System

As a final fallback power generation system, [HONEY SLAM](#) fusion generator with quadruple power supply has been installed.

Propulsion

The Mitsu has numerous upgrades to its propulsion systems.

Turbo Plasma Drives

The [Hoshi II Series Turbo Plasma Drives](#) have been upgraded and tuned along with the installation of the [plasma weaponry and vernier system](#). Can be used for VTOL.

- Stat Modification: Maximum Sublight Speed is 0.36c (2.6AU/Hr).

Backup Sublight Propulsion

As a contingency backup a [Cirrostratus Ion-Grid Propulsion Drive](#) has been installed, in case of the failure of the [main sublight drives](#), or their inefficacy due to anomalous local conditions.

- Cruising Thrust (safe): 0.225c
- Max Thrust (unsafe): 0.300c

Falcon Tunnel Drive

As a backup or alternate FTL drive solution, the ship has been fitted with a [Falcon Tunnel Drive](#), which may perform better in certain astrophysical or stellographical situations than [Continuum Distortion](#) or [Hyperspace fold](#).

- Range: 15LY
- Speed: 0.2ly/m
- Charge time: 5m/ly

Supplementary Environmental Shielding

The primary [CFS-based variable-geometry](#) barrier shielding is supplemented by an [Environmental Starship Shield](#) to protect the ship, crew, passengers, and cargo from environmental hazards should the main shields fail.

Weapon Add-Ons

The ISS Mitsu is not a warship, but it has been equipped with enough weapons to defend itself in an emergency.

Ten multi-purpose mounts are built into the hull of the vessel: two on each wing, two each dorsal and ventral and one each port and starboard. The ship is armed with a [Plasma Projection System](#) array feeding various sizes of the ["Taihō" Scalable Mass Driver](#) and the retrofitted ["Tachikaze" Point Defense Cannons Type 43](#) as of late [YE 43](#) . The [Plasma Projection System](#) also serves as secondary engines and maneuvering verniers, increasing the acceleration profile, maximum speed, and maneuverability of the ship. Also in [YE 43](#), a pair of ["Yakaze" Series Anti-Starship Turrets Type 43](#) were added to the Mitsu's armaments.

- Wings
 - Port
 - 2 ["Taihō" Starship Cannons - Damage Rating \(Version 3\)](#) Tier 11 (Medium Anti-Starship)
 - Starboard
 - 2 ["Taihō" Starship Cannons - Damage Rating \(Version 3\)](#) Tier 11 (Medium Anti-Starship)
- Turrets
 - Dorsal
 - 2 ["Taihō" Light Auto-Cannons - Damage Rating \(Version 3\)](#) Tier 8 (Medium Anti-Mecha)
 - Ventral
 - 2 ["Taihō" Light Auto-Cannons - Damage Rating \(Version 3\)](#) Tier 8 (Medium Anti-Mecha)
 - Port
 - 1 [Super-"Yakaze" Anti-Starship Turret - Damage Rating \(Version 3\)](#) Tier 11 (Medium Anti-Starship)
 - Starboard
 - 1 [Super-"Yakaze" Anti-Starship Turret - Damage Rating \(Version 3\)](#) Tier 11 (Medium Anti-Starship)
- Other
 - 8 ["Tachikaze" Point Defense Cannons Type 43](#), 2 each port/starboard wings, 2 dorsal, 2 ventral - [Damage Rating \(Version 3\)](#) Tier 6 (Heavy Anti-Armor)
 - [Subspace-Encased Electrogravitic Pulse Projector - Damage Rating \(Version 3\)](#) Tier 9 (Heavy Anti-Mecha)
 - [Plasma Projection System](#) - 1 Tier Equivalent Weapons Group

Other Add-Ons

Some additional add-ons to the ship. The [Mineral Scanner](#) and [SachiTech Tech-Scanner](#) were added towards the end of [YE 43](#)

- 4 [Scalable Graviton Beam Projector Array](#) (additional mounts added)
- 2 [Yggdrasillian Grappler](#) (additional mounts added)
 - [Yggdrasillian Grappler Arm](#)
 - [Yggdrasillian Grappler Electrode](#) (5)
 - [Yggdrasillian Grappler Pulser](#)
- 2 [MultiStruct Multitool](#), Large
- A [Mineral Scanner](#)
- A [SachiTech Tech-Scanner](#)
- Each cargo bay, the shuttle bay, and vehicle storage are outfitted with an [Yggdrasill-Type Cargo Bay Grappler](#) system
- The ship has been retrofitted with a [Dynamic Thruster Drive](#) to improve maneuverability and perform precise attitude and translation adjustments.
- A [Variable Launch Tube](#) system for the "[Whisker](#)" [Sensor Drone](#), [OI-Z1b Sensor Cruise Missile](#)⁹⁾, [Mining Probe](#), [EM-O2 "Houmen" Communication Satellite](#), and [EM-O3 "Hirakeru" Communication Satellite](#) loaded from Cargo One.
- 4 [Harpoon Cables](#), originally from a [Courier 2c 'Collector'](#). Two nose, two stern.

Shuttles and Vehicles

Shuttles and vehicles on the ISS Mitsu are listed below.

Shuttle Bay



Besides the ISS Mitsu's shuttles, [Kage Yaichiro](#) often keeps his prototypes and other personal craft here.

- 2 [Starbryte L-Model](#) in [Takeda Fleet](#) livery with [Noval Luxury Engineering](#) "Chairman" package
 - [PYX-C5X-0002-01](#) (Shizui – 雌蕊 "Pistil")
 - [PYX-C5X-0002-02](#) (Yüzui – 雄蕊 "Stamen")
- [Tsubame Prototype Fighter](#) PT-X1-1A (Unit 1, [Project THOUGHT Frictionless Hybrid Joint](#))

Vehicle Storage

The ISS Mitsu has a complement of planetary vehicles, as well as any personal vehicles [Kage Yaichiro](#) stores here:

- 8 Civilian-model [Light Surface Terrain Vehicle, Type 42](#) in [Takeda Fleet](#) livery
 - 3 Standard Variant
 - Removable [Cerastic](#) Half-doors

- [Type 42 Vehicle Recovery Winch](#)
- [Type 42 Road Safety Kit](#); Stored in glove box.
- Self-sealing tire inflator can
- [EM-G16-2a First Aid Kit](#)
- Set of collapsible pioneering tools (Shovel, pick, saw), stored underneath the hood.
- Set of [Cerastic Traction Boards](#), under hood
- Full [Durandium Alloy](#) doors with [Transparent Durandium](#) windows (removable)
- 2 Extended Passenger Variant
 - As Standard Variant
- 2 Extended Truck Variant
 - As Standard Variant *plus*
 - Extended bed cover
 - Shelter-back
 - 2 cargo boxes
- 1 Extended 6×6 Variant
 - As Standard Variant *plus*
 - Extended bed cover
 - 750 liter liquid tank
- 2 [Utility STV](#), in [Takeda Fleet](#) livery
- 2 [STV Wrecker](#), in [Takeda Fleet](#) livery
- 2 [Cargo STV](#), in [Takeda Fleet](#) livery
- 2 [Classico Hovercar](#) (Police Spec)¹⁰⁾ in [Takeda Fleet](#) livery with [Noval Luxury Engineering Chairman Upfit Package](#)¹¹⁾
 - 1  [Saloon](#)
 - 1  [Stretch Limousine](#)
- 4 [CAMIE M11 Construction Mecha](#) in [Takeda Fleet](#) livery (accessories kept in trailers)
 - Set of 6 Tools
 - Crane Attachment
 - FTL-capable Trailer
 - Backpack Towing Winch
 - High Capacity Salvaging Net for Towing Winch
 - Backpack [Scalable Graviton Beam Projector](#)
 - [MultiStruct Multitool](#), small
- Mitsu Haruka's Vehicles
 - [Advent Hovercar](#)
 - [Type 32 Airbike](#)

Ship's Inventory

The Mitsu and its crew are well stocked and supplied with equipment and consumables:

Engineering Inventory

Most items stored in Engineering are personal protective equipment, along with some basic tools:

- 4 [EM-G4-2 Filter Mask \(Advanced\)](#)
- 4 [External Respiration Kit](#)
- 2 [EM-G1 Emrys Dusk Suit](#)
- 2 [EM-G9-2A Work Flashlight Kit](#)
- 1 [EM-G16-3a EMS Kit](#)
- 1 [EM-G17-1a Basic Tool Kit](#)
- 1 [EM-G17-2a Repair Kit](#)

Lab Inventory

The lab is set up as an infirmary and sickbay, in addition to a science lab:

- 1 [Ke-J1-E3301 - Autonomous Configurable Medical Unit](#) *with attachments*:
 - [Ke-J1-E3102 - Autonomous Basic Medicine Unit \(ABMU\)](#)
 - [Ke-J1-E3103 - Autonomous Surgical Medicine Unit \(ASMU\)](#)
 - [Ke-J1-E3104 - Autonomous Orthopedic Medicine Unit \(AOMU\)](#)
 - [Ke-J1-E3105 - Autonomous Massage Unit \(AMU\)](#)
- 1 [Treatment and Examination Bed](#)
- 1 [EM-G16-1A Medical Kit](#)
- 1 [EM-G16-3a EMS Kit](#)
- 2 [EM-G16-4a Trauma Kit](#)
- 4 [EM-G16-2a First Aid Kit](#)
- 4 [Portable Medical Scanner PMS-1C](#)
- [Medical Scanner Charging Station](#)
- Assortment of [Pharmaceuticals](#)
- [Pico-Jelly](#)
 - 6L plastic-type
 - 4L organic-type
 - 4L metal-type
 - 2L exotic-metal-type
 - 1 [Multi-Frequency Delux Control Device](#)
 - 2 [Medical Issue Device](#)
- 2L [MultiMendFoam](#)

Workshop Inventory

Along with [hand](#) and [power tools](#), there are plenty of spare parts and raw materials:

- 1 [Portable Repair Kit, Premium Pack](#)
- 2 [EM-G17-1a Basic Tool Kit](#)
- 1 [EM-G17-2a Repair Kit](#)
- 1 additional [Handheld Plasma Cutter](#)
- 2 [EM-G9-2A Work Flashlight Kit](#)
- 1 [EM-G18-1a Ship Hull Patch Kit](#)
- 2 [EM-G4-2 Filter Mask \(Advanced\)](#)
- 2 [Shaklite Portable Worklamp](#)

- 2 [Honeycomb Fabricator](#)
- 1 roll [Bravemart](#) Duct Tape
- [Pico-Jelly](#)
 - 10L plastic-type
 - 6L metal-type
 - 2L exotic-metal-type
 - 1 Multi-Frequency Delux Control Device
- Additional [Docking stations](#) for [MARIs](#)
- A [Ministruct](#)

Armory Inventory

The Armory's racks, cages, and cabinets contain:

- 24 sets [Yugumo Corporation Security Detail Loadout](#)
- 16 ["Taihou" PDW](#)
 - Holographic Sight
 - Single-point [Stone Thread](#) sling
 - 3 50-round magazines
- 2 ["Taihou" Scout Rifle](#)
 - [Multispectral Marksman Scope](#)
- 24 [Type 33/C NSP - Civilian](#)
 - [YB-28A Triple-Power Magazine](#) with rail and charger
- 12 [OI-W32-1a Magic Hand](#)
- 2 [Westech Trench Shotgun](#)
- 24 [Model 16 Rifle, A module](#)
 - Marksman Scope: Optical/Digital hybrid scope with HUD-Link, 20x Optical zoom and 25x Digital zoom. Total 500x zoom
 - 5 magazines
 - Module B and C conversion parts
- 2 [Galactic Horizon Frontiersman 7.7mm Repeating Rifle](#)
 - [Multispectral Marksman Scope](#)
- 4 [Galactic Six Munition Fabricating Compact Assault Rifle](#)
 - [Multispectral Marksman Scope](#)
- 24 [General Service Pistol, Type 28](#)
 - 3 magazines
- 2 [BW-HPT "Dragon's Breath"](#)
- 24 [BR-28 Series Battery Magazine](#)
- 12 [Interchangeable High-Volume Capacitor](#)
- 32 [BR-E2a battery magazine](#)
- 16 [YB-28A Triple-Power Magazine](#)
- 50 [Origin 12.7x50mm Electromagnetic I-APE](#), 150 round box
- [Galactic Horizon 12Gauge Shotgun Shells](#)
 - 2 [Scatter Shot](#), box of 100
 - 2 [Slug](#), box of 100
- 4 [Galactic Horizon 7.7x15mm](#), box of 100
- 4 [Galactic Horizon 7.7x30mm](#), box of 100

- 4 [Galactic Horizon 7.7x60mm Shotshell](#), box of 100
- 4 [Galactic Horizon 7.7x60mm](#), box of 100
- 20 [10 x 25 mm Ketsurui Zaibatsu](#), box of 100
- 50 [10 x 51mm Sakura](#), box of 100
- 8 [BW-PC-1A Plasma Core](#)
- [Kinetic Penetrator Ammunition](#)
 - 6 [5x25mm](#), 1000-round Crate
 - 6 [10x50mm](#), 1000-round Crate
 - 12 [12x60mm](#), 1000-round Crate
- [Emrys Industries Grenades](#)
 - 16 HE
 - 8 Incendiary
- 8 [EM-W4 Stun Baton](#)
- 8 [EM-G4-2 Filter Mask \(Advanced\)](#)
- 8 [EM-G9-2A Work Flashlight Kit](#)
- 8 [Emrys Industries Electromagnetic Manacles](#)
- 8 [handcuffs](#)
- 8 [Star Army Survival Knife, Type 40](#)
- 8 [Tamahagane Ta-W1-3a - Katana \(Advanced\)](#)
- 8 [Tamahagane Ta-W2-3a - Wakizashi \(Advanced\)](#)
- 8 [EM-G16-2a First Aid Kit](#)
- 8 [Personal Defense Shield "Svalinn"](#)
 - [Kite Shield Plate](#)
 - [Solid Volumetric Emitter system](#)
 - [Electric Stun system](#)
 - uses [BR-28 Series Battery Magazine](#)
- 2 [Pridwen Deployable Cover](#)
- 2 [EM-G19 - Survival Kit](#)
- 2 [Firearms' Friend Portable Repair Kit](#)
- 2 [Blades' Buddy Portable Repair Kit](#)
- 480 ["Suzukaze" Anti-Armor Mini-Missiles, Compressed Plasma](#)
- 240 ["Suzukaze" Anti-Armor Mini-Missiles, Distortion Detonator](#)

Cargo One

- Additional [Docking stations](#) for [MARIs](#)
- 13 [Cold Climate Suit](#)
- 13 [Arid Climate Suit](#)
- 13 [Pellis Intelligent Survival Suit](#)
- 13 [Adrenaline Utility Gear](#)
- 32 [BR-28 Series Battery Magazine](#)
- 13 [EM-G4-2 Filter Mask \(Advanced\)](#)
- 4 [EM-G19 - Survival Kit](#)
- 2 [EM-G16-3a EMS Kit](#)
- 32 [EM-O2 "Houmen" Communication Satellite](#) in launch tubes
- 8 [EM-O3 "Hirakeru" Communication Satellite](#) in launch tubes
- 24 ["Whisker" Sensor Drone](#) collapsed in launch position

- 64 [Mining Probe](#)
- 2 [Civilian Model Portable Shelters](#), 8 person
- 6 [Civilian Model Portable Shelters](#), 4 person
- 12 [Ministruct](#)
- Pool and Aquarium Cleaning Supplies and Equipment

Power Armor Storage

- 24 [Yoru no Tenshi 'Tenshi II' Light Mechanized Power Armor](#)
 - Left Shoulder: [Plasma Gun - Damage Rating \(Version 3\)](#) Tier 3 (Heavy Anti-Personnel)
 - Right Shoulder: ["Suzukaze" Mini-Missile Launchers Type 43](#), Anti Armor - [guide:damage_rating_v3]] Tier 6 (Heavy Anti-Armor)
 - Forearms: [Plasma Cannon - Damage Rating \(Version 3\)](#) Tier 5 (Medium Anti-Armor) or Tier 6 (Heavy Anti-Armor)
 - Right Waist: ["Taihou" Armor Service Pistol](#) - Tier 4 (Light Anti-Armor)
 - Left Waist: [Tamahagane Ta-W1-4a - Katana \(Power Armor\)](#) - Tier 4 (Light Anti-Armor)
 - Handheld: ["Taihou" Armor Service Rifle](#) - Tier 5 (Medium Anti-Armor)
- 4 [LAMIA Kai](#)
- [Kage Yaichiro](#)'s custom blue and white [Kirie Thought Armor](#) (when aboard)

Cargo Two

Most items, including smaller [Standard Starship Cargo Containers](#), are kept in [SSCC-XL](#) containers that can be repurposed as [SSCC-XL Prefab Modules](#). There are several empty [SSCC-XL](#) stored here as well. There are a trio of [KAIMON/Ascendant Carrier](#) on duty here.




























- [Booze](#). Lots of booze.
- Refills, replacables, and spares for all the various kits and equipment.
- An [SSCC-Small](#) filled with various sizes of [Type 43 Yugumo Corporation Uniforms](#), both suits and dresses.
- An [SSCC-Small](#) filled with various sizes of the non-uniform clothing items of [Yugumo Corporation Standard Issue](#) and [Shipboard duty items](#), packed in their duffel bags.
- An [SSCC-Small](#) full of assorted sized [RHI Type 43 "Megumi" Environmental Skinsuit](#)
- [Extra supplies of medicine and drugs](#)
- Extra [toiletries and hygenics](#)
- Lots of [Neko Sparkle](#)
- A few [SSCC-Small](#) containers full of various cooking oils.
- Several [SSCC-Small](#) containers full of fine foodstuffs and ingredients.
- Some [SSCC-Small](#) containers full of miscellaneous cooking ingredients.
- A couple [SSCC-Small](#) containers full of spices, herbs, and other seasonings.
- A couple of [SSCC-Small](#) containers each full of assorted types of flour
- An [SSCC-Small](#) full of various packaged snack foods and sweets
- Lots of writing implements, assorted papers, and accessories
- An [SSCC-Small](#) of salt.
- Many [SSCC-Small](#) containers full of fresh water.
- Spare parts for the ship and its systems, including additional [hull patch kits](#).

- A few empty [SSCC-Small, Medium, and Large](#) containers
- Lots of spare cooking and eating utensils, pots, and pans.
- Ladders, [stepladders](#), and scaffolding
- Hundreds, possibly thousands of [Emrys Quik Paks](#) by the case
- Several spare [Emrys Quik Paks Processors](#)
- Many, many, many cases of [Emrys Emergency Rations](#)
- An [SSCC-Small](#) container full of [Star Army Kanpan](#)
- Dozens of boxes of [Star Army Emergency Ration Pill](#), 1000ct
- A case of [BR-28 Series Battery Magazines](#)
- A case of [BW-PC-1A Plasma Core](#)
- A few pallets of assorted types and sizes of [Jerrycan Jug](#)
- Several cases of [BR-E2a](#) batteries
- An [SSCC-Small](#) of variously-sized [Galactic Horizon Energy Cores](#)
- A couple cases or so of [Interchangeable High-Volume Capacitor](#).
- Cases and boxes of all sorts of various screws, nuts, bolts, nails, and fasteners.
- Several spools each of various types of electrical and data cable, with connectors and hardware
- Several thousand meters of various gauges and materials of pipes and tubes
- Angle stock, bar stock, rods, and plates of various common alloys
- A few spools each of various gauges of rope and chains
- Various pieces of [block and tackle](#)
- Different types of netting in various sizes- cargo, camouflage, fishing, *et cetera*.
- Some [SSCC-Small](#) containers full of [Pico-Jelly](#)
 - Several plastic-type
 - A few metal-type
 - An exotic-metal-type
 - A few spare Multi-Frequency Delux Control Devices
- A few air compressors, tanks, and water pumps
- Variously rated jacks and lifts
- An [SSCC-Small](#) full of [MultiMendFoam](#)
- Various agricultural, pioneering, and landscaping implements
- A couple [jackhammers](#)
- A few [SSCC-Small](#) full of fertilizers, pesticide/fungicides, and ph adjusters
- Some [SSCC-Small](#) full of assorted heirloom seeds
- Spare [linens, pillows, and blankets](#)
- An entire [SSCC-Small](#) full of [Traditional Military Blanket](#)
- Several cots, tents, tent heaters, [hammocks^{12\)}](#), foam mats, and [sleeping bags](#)
- Some [Civilian Model Portable Shelters](#), both sizes.
- Various sizes and models of [OSHI Shelters and Covers and Accessories](#)
- Various sizes and models of [OSHI Generators, Heads, and Accessories](#)
- [Hand trucks](#), wagons, and pushcarts
- A [Scissor Lift](#)
- Two [forklifts](#)
- Spare science laboratory equipment.
- The parts to turn [Standard Starship Cargo Containers](#) into various [SSCC-XL Prefab Modules](#).
- Two cases of rolls of [Molecure Tape](#).
- A crate of 100 [EM-G8 Type 33 Datapad](#).
- Several spare [Ke-J1-E3301 - Autonomous Configurable Medical Unit](#) in original crates *with attachments*:

- Ke-J1-E3102 - Autonomous Basic Medicine Unit (ABMU)
- Ke-J1-E3103 - Autonomous Surgical Medicine Unit (ASMU)
- Ke-J1-E3104 - Autonomous Orthopedic Medicine Unit (AOMU)
- Ke-J1-E3105 - Autonomous Massage Unit (AMU)
- Several [Treatment and Examination Bed](#) in original crates
- Several pallets of [Stick-A-Wall](#) in various sizes and materials.
- Lots of industrial lubricants, degreasers, surfactants, and solvents
- [Cleaning Supplies](#)


Crew

[Takeda Fleet](#) furnished and equipped a complement of androids to crew the vessel for [Yaichiro](#) and serve him while aboard. Additionally, the ship's AI has a volumetric avatar with access to the [KAIMON](#), [MIKO Electronics Suite](#), and 'Destiny' AI System avatar functionality.

Name	Type	Rank	Position	SAoY Equivalent Occupation
Kage Yaichiro	NH-31 "Minkan"	Fuku-Kaichō (副会長) 	Captain	Starship Captain 
Mitsu Ami (蜜亜美)	KAIMON/Ascendant Consort	Kachō (課長) 	Science Officer Sensors Operator	Science Officer  Information Technology 
Mitsu Rei (蜜麗)	KAIMON/Ascendant Consort	Jichō (次長) 	Operations Officer	Systems & Safety Monitor  Mission Operator 
Mitsu Makoto (蜜真)	KAIMON/Ascendant Consort	Kakarichō (係長) 	Quartermaster	Unit Supply Specialist  Cook 
Mitsu Minako (蜜美奈子)	KAIMON/Ascendant Consort	Buchō (部長) 	First Officer	First Officer 
Mitsu Haruka (蜜遥)	KAIMON/Ascendant Consort	Kachō (課長) 	Pilot	Starship Operations  Navigator 
Mitsu Michiru (蜜実千瑠)	KAIMON/Ascendant Consort	Jichō (次長) 	Communications Officer Mission Control	Mission Operator  Communications Specialist 
Mitsu Hotaru (蜜蛍)	KAIMON/Ascendant Consort	Kakarichō (係長) 	Engineering Officer	Technician 
Mitsu Setsuna (蜜刹那)	KAIMON/Ascendant Consort	Jichō (次長) 	Medical Officer	Medical  
Mitsu Haruna (蜜春菜)	KAIMON/Ascendant Consort	Kachō (課長) 	Chief of Staff	Intelligence Analyst  Clerk 

Name	Type	Rank	Position	SAoY Equivalent Occupation
Mitsu Saeko (蜜水野)	KAIMON/Ascendant Consort	Jichō (次長) 	Medical and Science Officer	Medical Science Officer  
Mitsu Rini (蜜莉仁)	KAIMON/Ascendant Consort	Kakarichō (係長) 	Boatswain Loadmaster	Technician Cargo and Supply  
Mitsu Amakawa (蜜天河)	KAIMON/Ascendant Consort	Kachō (課長) 	Tactical Officer	Starship Operations 
Mitsu Usagi (蜜兎)	KAIMON/Ascendant Consort	Yontō Shain (四等社員) 	Attendant	Caretaker 
Mitsu Naru (蜜燕)	KAIMON/Ascendant Consort	Santō Shain (三等社員) 	Attendant	Caretaker 
Mitsu Unazuki (蜜字奈月)	KAIMON/Ascendant Consort	Nitō Shain (二等社員) 	Attendant	Caretaker 
Mitsu Momoka (蜜桃子)	KAIMON/Ascendant Consort	Santō Shain (三等社員) 	Attendant	Caretaker 
Mitsu Ikuko (蜜育子)	KAIMON/Ascendant Consort	Jōtō Shain (上等社員) 	Administrator	Clerk 
Mitsu Mayumi (蜜真由美)	KAIMON/Ascendant Consort	Jōtō Shain (上等社員) 	Administrator	Clerk 
Mitsu Reika (蜜怜華)	KAIMON/Ascendant Consort	Jōtō Shain (上等社員) 	Administrator	Clerk 
Mitsu Kotono (蜜琴乃)	KAIMON/Ascendant Consort	Jōtō Shain (上等社員) 	Administrator	Clerk 
Mitsu Himeko (蜜姫子)	KAIMON/Ascendant Consort	Jōtō Shunin (上等主任) 	Security Chief	Close Protection Specialist Overseer  Senior Enlisted Advisor 
Mitsu Taiki (蜜大気)	KAIMON/Ascendant Consort	Nitō Shunin (二等主任) 	Security Officer	Close Protection Specialist 
Mitsu Seiya (蜜星野)	KAIMON/Ascendant Consort	Ittō Shunin (一等主任) 	Security Officer	Close Protection Specialist 
Mitsu Yaten (蜜夜天)	KAIMON/Ascendant Consort	Santō Shunin (三等主任) 	Security Officer	Close Protection Specialist 



Avatar

Mitsu Miko (蜜実子) is the volumetrically projected avatar of the ship's [KAIMON AI](#). She appears as a lithe, waifish human girl in her late teens or early twenties with hime-cut black hair and purple eyes. Her apparent outfit is a variant of a [traditional Yamataian](#)  [Miko](#) costume, but in the Yugumo Corporation/Takeda Fleet colors of Motoyoshi purple and charcoal grey, rather than the traditional red and white. She is often seen appearing to silently sweep the corridors and decks of the ship with a volumetric broom in a traditional bamboo-and-straw style. It's almost as if she were a ghost haunting the ship, rather than a manifestation of its AI. Her effective rank is [Buchō](#) (部長). Originally running on the [MIKO Electronics Suite](#), she retained all of that hardware, software, and capability, in addition to the added '[Destiny](#)' [AI System](#). Access to all of these resources has made her a particularly robust, and she has actually gained complete sentience, though she hides this fact from everyone. She may also project up to five avatars, having access to so many computing resources.




Officers

There are twelve [KAIMON/Ascendant Consort Androids](#) serving as officers on the Mitsu, comprising six bridge officers and six support officers:



Mitsu Ami (蜜亜美)

- [KAIMON/Ascendant Consort](#)
- Science Officer and Sensors Operator ([Science Officer](#)  / [Information Technology](#) )
- [Kachō](#) (課長)
- Shy, cerebral, and easily flustered
- Wears a [EM-G13 "Kuromegane" Communications Visor](#)
- Blue Bob cut and blue eyes
- 157cm (5'2")
- Short and curvy


Mitsu Rei (蜜麗)

- [KAIMON/Ascendant Consort](#)
- Operations Officer ([Systems and Safety Monitor](#)  / [Mission Operator](#) )
- [Jichō](#) (次長)
- Dutiful and usually serious but likes to tease
- Wears a [Tamahagane Ta-W1-3a - Katana \(Advanced\)](#) and [Tamahagane Ta-W2-3a - Wakizashi \(Advanced\)](#) at her belt, opposite her sidearm. Often wears a color-variant  [Miko](#) uniform like the ship's [Avatar](#).
- Long, black, hime-cut hair and brown eyes
- 160cm (5'3")
- Slender and graceful


Mitsu Makoto (蜜真)

- [KAIMON/Ascendant Consort](#)
- Quartermaster ([Unit Supply Specialist](#)  / [Cook](#) )
- [Kakarichō \(係長\)](#)
- Friendly, warm, and motherly
- Usually wears the [apron from an Emma uniform](#) over her uniform dress.
- Long brown hair and green eyes
- 168cm (5'6")
- Tall, strong, and busty



Mitsu Minako (蜜美奈子)

- [KAIMON/Ascendant Consort](#)
- First Officer ([First Officer](#) )
- [Buchō \(部長\)](#)
- Cheerful, a little flirty, and devoted to duty
- Keeps her hair tied up with a big red bow. Wears a [Mark II - Hero Jacket](#) with the ISS Mitsu ship's patch embroidered on the back over her uniform, a pair of [reflective sunglasses](#), and a [SiZi Model 38 Special Duty Revolver](#) (loaded with [Standard Cartridges](#)) as a sidearm in a low-slung hip holster, with her issued [Yugumo E2 Energy Pistol](#) in a shoulder holster under her jacket. Often wears a [Cowboy Hat](#). Wears [Combat Boots](#) with her [uniform dress](#).
- Long blonde hair and blue eyes
- 157cm (5'2")
- Athletic and curvaceous

Mitsu Haruka (蜜遥)



- [KAIMON/Ascendant Consort](#)
- Pilot ([Navigator](#) )
- [Kachō \(課長\)](#)
- Tomboyish and confident
- Always wears suit instead of dress in uniform, wears jacket, boots, and sometimes gloves from [Airbike Equipment](#) with it, likes ground-vehicle racing, drives an [Advent Hovercar](#) and a [Type 32 Airbike](#).
- Short, pixie-cut blonde hair and blue eyes
- 172cm (5'8")
- Tall and athletic

Mitsu Michiru (蜜実千瑠)



- [KAIMON/Ascendant Consort](#)
- Communications Officer and Mission Control Operator ([Mission Operator](#)  / [Star Army Communications Specialist](#) )

- [Jichō \(次長\)](#)
- Elegant, graceful, and aloof
- Long, green, wavy hair and blue eyes
- 163cm (5'4")
- Elegant, graceful and feminine



Mitsu Hotaru (蜜蛭)

- [KAIMON/Ascendant Consort](#)
- Engineering Officer ([Technician](#)  / [Systems and Safety Monitor](#) / )
- [Kakarichō \(係長\)](#)
- Quiet, reserved, and melancholy
- Typically wears [Coveralls](#) over her uniform, and a [Handheld Plasma Cutter](#) in a thigh holster. Typically has a pair of protective goggles around her neck or pushed up on her forehead.
- Dark purple-black hair in a bob cut and purple eyes
- 140cm (4'7")
- Short, svelte, waifish

Mitsu Setsuna (蜜刹那)

- [KAIMON/Ascendant Consort](#)
- Medical Officer ([Medical](#)  )
- [Jichō \(次長\)](#)
- Motherly, wise, and detached
- Wears a labcoat over her uniform, often carries a very ornate, highly decorated, bejewelled [Kitka \(Staff\)](#) made of [Mâqitua \(Light Metal\)](#).
- Long, dark-green hair and violet eyes
- 180cm (5'10")
- Tall, curvy, and graceful

Mitsu Haruna (蜜春菜)



- [KAIMON/Ascendant Consort](#)
- Chief of Staff ([Intelligence Analyst](#)  / [Clerk](#) )
- [Kakarichō \(係長\)](#)
- Professional, devoted, professorial
- Long, red-brown hair and green eyes
- 168cm (5'6")
- Tall and curvy

Mitsu Saeko (蜜水野)


- [KAIMON/Ascendant Consort](#)
- Medical and Science Officer ([Medical](#)  / [Science Officer](#)  )

- [Jichō \(次長\)](#)
- Meticulous, exacting, intellectual
- Wears a labcoat over her uniform and keeps a gold-plated [Mass Production Pistol, Type 28](#) in a concealed dress holster
- Short, wavy blue hair and blue eyes
- 168cm (5'6")
- Tall, graceful, elegant

Mitsu Rini (蜜莉仁)

- [KAIMON/Ascendant Consort](#)
- Boatswain and Loadmaster ([Technician](#)  / [Cargo and Supply](#) )
- [Kakarichō \(係長\)](#)
- Playful, sweet, hotheaded
- Wears bejeweled hair barrettes
- Short, pink twin bun-tails with bangs and pink eyes
- 150cm (4'11")
- Short, petite, soft


Mitsu Amakawa (蜜天河)

- [KAIMON/Ascendant Consort](#)
- Tactical Officer ([Starship Operations](#) )
- [Kachō \(課長\)](#)
- Commanding, confrontational,
- Orange lipstick and light purple eyeshadow ([Omnihue](#)), wears bracelets and a gold choker
- Long, wavy, golden-orange/bright-red ombré hair and red eyes
- 168cm (5'6")
- Tall, graceful, elegant

Attendants


Four [Androids](#) provide porter, valet, and maid services:

Mitsu Usagi (蜜兎)


- [KAIMON/Ascendant Consort](#)
- Attendant ([Caretaker](#) )
- [Yontō Shain \(四等社員\)](#)
- [Type 36 Emma Maid Outfit](#), Takeda fleet colors and patches.
- Excitable, jealous, and a little bit ditzzy
- Long blonde hair in twin bun-tails and blue eyes
- 150cm (4'11")

- Short, curvy, and soft


Mitsu Naru (蜜燕)

- [KAIMON/Ascendant Consort](#)
- Attendant ([Caretaker](#) )
- [Santō Shain](#) (三等社員)
- [Type 36 Emma Maid Outfit](#), Takeda fleet colors and patches.
- Friendly, cheerful, and conscientious
- 155cm (5'1")
- Medium-length red-brown hair and blue eyes
- Short-average height and average-curvy build

Mitsu Unazuki (蜜宇奈月)

- [KAIMON/Ascendant Consort](#)
- Attendant ([Caretaker](#) )
- [Nitō Shain](#) (二等社員)
- [Type 36 Emma Maid Outfit](#), Takeda fleet colors and patches.
- Sweet, kind, and somewhat careless. Talks too fast sometimes, and admires Rei.
- Wears a bow in her hair
- 163cm (5'4")
- Shoulder-length red-orange hair and green eyes
- Average height and slender


Mitsu Momoka (蜜桃子)

- [KAIMON/Ascendant Consort](#)
- Attendant ([Caretaker](#) )
- [Santō Shain](#) (三等社員)
- [Type 36 Emma Maid Outfit](#), Takeda fleet colors and patches.
- Curious, excitable, friendly
- 150cm (4'11")
- Purple hair in a top bun and purple eyes
- Short, athletic, and curvaceous


Administrators

Four [Androids](#) assist [Kage Yaichiro](#) with his business endeavors:


Mitsu Ikuko (蜜育子)

- [KAIMON/Ascendant Consort](#)
- Administrator ([Clerk](#) )
- [Jōtō Shain](#) (上等社員)
- Professional, meticulous, motherly
- Long, lavender hair and blue eyes
- 168cm (5'6")
- Tall and curvy

Mitsu Mayumi (蜜真由美)

- [KAIMON/Ascendant Consort](#)
- Administrator ([Clerk](#) )
- [Jōtō Shain](#) (上等社員)
- Professional, loving, somewhat vain
- Wears a lot of fancy jewelry
- Short, wavy, light brown hair and green eyes
- 163cm (5'3")
- Average Height and curvy

Mitsu Reika (蜜怜華)

- [KAIMON/Ascendant Consort](#)
- Administrator ([Clerk](#) )
- [Jōtō Shain](#) (上等社員)
- Professional, dutiful, inquisitive
- Wears pink lipstick ([Omnihue](#)) and round, green earrings
- Long, wavy brown hair past her shoulders and green eyes
- 169cm (5'6")
- Tall, slender, elegant

Mitsu Koton (蜜琴乃)

- [KAIMON/Ascendant Consort](#)
- Administrator ([Clerk](#) )
- [Jōtō Shain](#) (上等社員)
- Inquisitive, open-minded, fanciful. Admires Rei.
- Hair often tied with a blue ribbon
- 160cm (5'3")
- Long blonde hair and blue eyes.
- Average-short height and thin, graceful build


Security

Four [Androids](#) provide extra security in emergencies or for special events:

Mitsu Himeko (蜜姫子)

- [KAIMON/Ascendant Consort](#)
- Security Commander ([Close Protection Specialist Overseer](#)  / [Senior Enlisted Advisor](#) )
- [Jōtō Shunin \(上等主任\)](#)
- Strong-willed, wise, regal
- Long, red hair in looped twintails
- 157cm (5'2")
- Graceful and feminine

Mitsu Taiki (蜜大気)

- [KAIMON/Ascendant Consort](#)
- Security Officer ([Close Protection Specialist](#) )
- [Nitō Shunin \(二等主任\)](#)
- Cool, collected, reserved
- Dark brown hair in a long, tight ponytail
- 178cm (5'10")
- Tall, strong, and lean

Mitsu Seiya (蜜星野)

- [KAIMON/Ascendant Consort](#)
- Security Officer ([Close Protection Specialist](#) )
- [Ittō Shunin \(一等主任\)](#)
- Cool, Pessimistic, Easily Angered
- Long, black hair in a ponytail with short bangs
- 165cm (5'5")
- Slender and athletic

Mitsu Yaten (蜜夜天)

- [KAIMON/Ascendant Consort](#)
- Security Officer ([Close Protection Specialist](#) )
- [Santō Shunin \(三等主任\)](#)
- Artistic, playful, and cheerful
- Long, silver hair in a ponytail with chin-length bangs and sides
- 163cm (5'4")
- Slender and feminine

Cabin and Bunk Assignments

Crew on the Mitsu are assigned as follows:

Name	Room	Bunk
Kage Yaichiro	Captain's Stateroom	N/A
Mitsu Ami (蜜亜美)	Officer One	1L
Mitsu Makoto (蜜真)	Officer One	1M
Mitsu Haruna (蜜春菜)	Officer One	1U
Mitsu Saeko (蜜水野)	Officer One	2L
Mitsu Rei (蜜麗)	Officer One	2M
Mitsu Minako (蜜美奈子)	Officer One	2U
Mitsu Michiru (蜜実千瑠)	Officer Two	1L
Mitsu Haruka (蜜遥)	Officer Two	1M
Mitsu Amakawa (蜜天河)	Officer Two	1U
Mitsu Setsuna (蜜刹那)	Officer Two	2L
Mitsu Hotaru (蜜蛍)	Officer Two	2M
Mitsu Rini (蜜莉仁)	Officer Two	2U
Mitsu Usagi (蜜兎)	Crew	1L
Mitsu Naru (蜜燕)	Crew	1M
Mitsu Unazuki (蜜宇奈月)	Crew	1U
Mitsu Ikuko (蜜育子)	Crew	2L
Mitsu Mayumi (怜眞由美)	Crew	2M
Mitsu Reika (蜜怜華)	Crew	2U
Mitsu Kotonu (蜜琴乃)	Crew	3L
Mitsu Taiki (蜜大気)	Crew	3M
Mitsu Himeko (蜜姫子)	Crew	3U
Mitsu Momoka (蜜桃子)	Crew	4L
Mitsu Yaten (蜜夜天)	Crew	4M
Mitsu Seiya (蜜星野)	Crew	4U

Power Armor Squads

The Mitsu's crew are organized into Power Armor Squads:

Name	Squad	Role	Designated Medic	Armor
Kage Yaichiro	HQ	Commander		Kirie Thought Armor
Mitsu Minako (蜜美奈子)	1st	Leader		Tenshi II
Mitsu Makoto (蜜真)	1st	Point		Tenshi II
Mitsu Ami (蜜亜美)	1st	Wing	✓	Tenshi II
Mitsu Rei (蜜麗)	1st	Wing		Tenshi II
Mitsu Setsuna (蜜刹那)	2nd	Leader	✓	Tenshi II

Name	Squad	Role	Designated Medic	Armor
Mitsu Haruka (蜜遙)	2nd	Point		Tenshi II
Mitsu Hotaru (蜜蛍)	2nd	Wing		Tenshi II]
Mitsu Michiru (蜜実千瑠)	2nd	Wing		Tenshi II
Mitsu Haruna (蜜春菜)	3rd	Leader		Tenshi II
Mitsu Ikuko (蜜春菜)	3rd	Point	✓	Tenshi II
Mitsu Mayumi (蜜眞由美)	3rd	Wing		Tenshi II
Mitsu Reika (蜜怜華)	3rd	Wing		Tenshi II
Mitsu Amakawa (蜜天河)	4th	Leader		Tenshi II
Mitsu Rini (蜜莉仁)	4th	Point		Tenshi II
Mitsu Kotono (蜜琴乃)	4th	Wing	✓	Tenshi II
Mitsu Momoka (蜜桃子)	4th	Wing		Tenshi II
Mitsu Himeko (蜜姫子)	Security	Leader		Tenshi II
Mitsu Taiki (蜜大気)	Security	Point		Tenshi II
Mitsu Seiya (蜜星野)	Security	Wing		Tenshi II
Mitsu Yaten (蜜夜天)	Security	Wing	✓	Tenshi II
Mitsu Saeko (蜜水野)	Reserve	Leader	✓	Tenshi II
Mitsu Unazuki (蜜宇奈月)	Reserve	Point		Tenshi II
Mitsu Usagi (蜜兎)	Reserve	Wing		Tenshi II
Mitsu Naru (蜜燕)	Reserve	Wing		Tenshi II

Watch Rotation

Only officers and security personnel are on watch rotation. There are four watches and four stations: Bridge, Infirmary, Security (Armory and Brig), and Engineering. The Galley is only crewed during mealtime, and the Quartermaster does not stand watch as they must be available for one meal per watch. Bridge, Engineering, and Security change every watch, and Infirmary changes every other watch. Attendants are on shift two at a time, each on for two shifts and off for two. The Chief of Staff also does not stand watch. Administrators, including the Chief of Staff work during the business day (Ship's time, synced with [Yamatai \(Planet\)](#) time).

Name	Watch	Position
Mitsu Minako (蜜美奈子)	1st	Bridge
Mitsu Saeko (蜜水野)	1st	Infirmary
Mitsu Himeko (蜜姫子)	1st	Security
Mitsu Hotaru (蜜蛍)	1st	Engineering
Mitsu Naru (蜜燕)	1st	First Attendant
Mitsu Usagi (蜜兎)	1st	Second Attendant
Mitsu Rei (蜜麗)	2nd	Bridge
Mitsu Saeko (蜜水野)	2nd	Infirmary
Mitsu Seiya (蜜星野)	2nd	Security
Mitsu Unazuki (蜜宇奈月)	2nd	First Attendant
Mitsu Usagi (蜜兎)	2nd	Second Attendant

Name	Watch	Position
Mitsu Ami (蜜亜美)	2nd	Engineering
Mitsu Michiru (蜜実千瑠)	3rd	Bridge
Mitsu Setsuna (蜜刹那)	3rd	Infirmary
Mitsu Taiki (蜜大気)	3rd	Security
Mitsu Haruka (蜜遥)	3rd	Engineering
Mitsu Unazuki (蜜宇奈月)	3rd	First Attendant
Mitsu Momoka (蜜桃子)	3rd	Second Attendant
Mitsu Amakawa (蜜天河)	4th	Bridge
Mitsu Setsuna (蜜刹那)	4th	Infirmary
Mitsu Yaten (蜜夜天)	4th	Security
Mitsu Rini (蜜莉仁)	4th	Engineering
Mitsu Naru (蜜燕)	4th	First Attendant
Mitsu Momoka (蜜桃子)	4th	Second Attendant

Sentience Tracker

The crew drones are all sentience capable, although they started out as subsentient:

Name	Level	Tier	Fully Sapient?	Gain Factor ¹³⁾	Loss Factor ¹⁴⁾	Key Emotion
Mitsu Amakawa (蜜天河)	44%	4	No	2.25	1.0	Powerlessness
Mitsu Ami (蜜亜美)	57%	5	No	2.75 ¹⁵⁾	1.0 ¹⁶⁾	Awkwardness
Mitsu Haruka (蜜遥)	36%	3	No	2.0 ¹⁷⁾	0.5	Triumph
Mitsu Haruna (蜜春菜)	25%	1	No	1.5 ¹⁸⁾	1.0	Satisfaction
Mitsu Hotaru (蜜螢)	27%	2	No	1.25 ¹⁹⁾	1.0 ²⁰⁾	Sadness
Mitsu Ikuko (蜜育子)	38%	3	No	1.5 ²¹⁾	1.0	Joy
Mitsu Kotonno (蜜育子)	41%	4	No	1.5	1.0	Discovery
Mitsu Himeko (蜜姫子)	42%	4	No	1.25 ²²⁾	1.0	Awe
Mitsu Makoto (蜜真)	57%	5	No	2.5 ²³⁾	0.75	Nostalgia
Mitsu Mayumi (蜜真由美)	41%	4	No	1.5	1.0	Avarice
Mitsu Michiru (蜜実千瑠)	37%	3	No	2.25 ²⁴⁾	0.5	Interest
Mitsu Minako (蜜美奈子)	58%	5	No	2.75 ²⁵⁾	0.25	Envy
Mitsu Momoka (蜜桃子)	42%	4	No	2.0	1.0	Competitiveness
Mitsu Naru (蜜燕)	31%	3	No	2.0 ²⁶⁾	1.0	Sympathy
Mitsu Rei (蜜麗)	58%	5	No	2.5 ²⁷⁾	1.0	Disgust
Mitsu Reika (蜜怜華)	42%	4	No	1.75	1.0	Bemusement
Mitsu Rini (蜜莉仁)	48%	4	No	2.75	1.0	Boredom
Mitsu Saeko (蜜水野)	44%	4	No	2.25	1.0	Ambition
Mitsu Seiya (蜜星野)	34%	3	No	1.25 ²⁸⁾	1.0	Entrancement
Mitsu Setsuna (蜜刹那)	28%	2	No	1.75 ²⁹⁾	0.75	Amusement
Mitsu Taiki (蜜大気)	35%	3	No	1.25 ³⁰⁾	1.0	Confusion

Name	Level	Tier	Fully Sapient?	Gain Factor ¹³⁾	Loss Factor ¹⁴⁾	Key Emotion
Mitsu Unazuki (蜜宇奈月)	41%	4	No	1.75	1.0	Indulgence
Mitsu Usagi (蜜兎)	61%	6	No	3.0 ³¹⁾	0.75	Romance
Mitsu Yaten (蜜夜天)	44%	4	No	1.5 ³²⁾	1.0	Aesthetic Appreciation

Obsolete Issue

This gear is kept in the drone storage area's secure storage racks along with their original chassis, for the crew, and [Kage Yaichiro](#)'s closet armory for his.

All crew to include [Kage Yaichiro](#), but excluding [EM-J6-1 "Rayleigh"](#), were issued the following:

- Uniforms
 - Duty
 - 2 [EM-G6 Emrys Ship Jumpsuit](#)
 - 1 Takeda Fleet Patch
 - 1 Mission Patch
 - 1 suit [Star Army Coverall, Type 36](#), dark grey
 - 1 Takeda Fleet Patch
 - 1 Mission Patch
 - Dress
 - 2 [Star Army Jacket, Type 35](#), dark grey and purple
 - 1 Takeda Fleet Patch
 - 1 Mission Patch
 - Dress bottoms: *either*
 - 2 [Star Army Dress Pants, Type 35](#), black *or*
 - 2 pair [Star Army Skirt, Pleated, Type 35](#), dark grey *and*
 - 2 pair [Star Army Tights](#), black
 - Field
 - 1 [Star Army Field Jacket, Type 37](#), black
 - 1 Takeda Fleet Patch
 - 1 Mission Patch
 - 2 pair [Star Army Cargo Pants, Type 22](#), black
 - 1 [Star Army Poncho, Type 38](#), with liner, [MYPAT](#)
 - Exercise
 - 2 sets [sweat suit](#)
 - 1 Takeda Fleet Patch
 - 1 Mission Patch
 - 1 pair [Trainers](#), black
 - Weather
 - 1 [Star Army Coat, Type 32](#), black
 - 1 Takeda Fleet Patch
 - 1 Mission Patch
 - 1 pair [Gloves Type 32](#), black
 - Undergarments
 - 5 [Undershirt](#), dark grey

- 4 pair [underwear](#), dark grey
 - 4 pair [boot Socks](#), black
 - 2 pair [dress Socks](#), dark grey
 - Accessories
 - 1 set [Yugumo Corporation Rank Insignia](#)
 - 1 pair [boots, Type 21](#), black
 - 1 [Star Army Belt, Type 35](#)
 - 1 [Star Army Utility Belt, Type 32A2](#)³³⁾
 - 1 [Star Army Beret](#), black
 - 1 pair [Utility Gloves, Type 21](#), with liner, jet black
 - Protective
 - 1 [EM-G1 Emrys Dusk Suit](#)
 - 1 pair [EM-G8 Gravity Boot](#)
 - 1 [FourSight Helm](#)
- Electronics
 - 1 [EM-G12 "Teikei" Advanced Communicator](#)
 - 1 [EM-G13 "Kuromegane" Communications Visor](#)
 - 1 pair [Emrys Uno Sunglasses](#)
 - 1 [EM-G8 Type 33 Datapad \(2a\)](#)
 - 1 [Handsfree Communications Collar](#)
 - 1 [MT-G1-1A - Personal Holographic Computer \(PHC\)](#)
 - 1 [EM-J5-6a - FARS GP](#)
- Tools and Weapons
 - 1 [TC Type 33/C Nekoalkyrja Service Pistol](#)
 - 1 [YB-28A Triple-Power Magazine](#) with Rail Mount for Scope
 - 1 [Ulti-Tool Multiple Purpose Tool](#)
 - 1 [EM-G9-1A Basic Flashlight](#)
 - 1 [Star Army Toiletry Kit](#)
 - 1 [EM-G16-2a First Aid Kit](#)
 - 1 [Emrys Industries Umbrella](#), Fold-up (with spikes)
 - 1 [Porter Pack](#)
 - 1 [duffel bag](#), black
 - 1 [Takeda Fleet Patch](#)
 - 1 [Mission Patch](#)

Officers

[Kage Yaichiro](#) and the officers had additional equipment in addition to above.

- 1 [Star Army Officer's Cap, Type 36](#), Purple and Dark Grey
- 1 [Origin Armored Pilot Suit](#) for piloting small craft.
- 1 [Padded Armour Layer](#)
- 1 [EM-G22 Emrys Industries Tactical Suit](#)
- 1 [EM-W4 Stun Baton](#)
- 1 pair [handcuffs](#)
- 1 [Personal Defense Shield "Svalinn"](#)
 - [Kite Shield Plate](#)

- Solid Volumetric Emitter system
- Electric Stun system
- uses [BR-28 Series Battery Magazine](#)
- 1 [Origin Industries Model 16 Rifle](#)
 - A module
 - 2 50-round Magazines
 - 2 BR-28 type batteries
 - Marksman Scope: Optical/Digital hybrid scope with HUD-Link, 20x Optical zoom and 25x Digital zoom. Total 500x zoom
 - 1 Box Ammunition (150 rounds)

Rayleigh

The crew who used to be in a [EM-J6-1 "Rayleigh"](#) chassis had their own issue equipment to accommodate their frames.

- 1 [Star Army Utility Belt, Type 32A2](#)³⁴⁾
- 1 [TC Type 33/C Nekoalkyrja Service Pistol](#)
- 1 [YB-28A Triple-Power Magazine](#) with Rail Mount for Scope
- 1 [EM-W4 Stun Baton](#)
- 1 pair [handcuffs](#)
- 1 [Personal Defense Shield "Svalinn"](#)
 - Tower Shield Plate
 - Solid Volumetric Emitter system
 - Electric Stun system
 - uses [BR-28 Series Battery Magazine](#)
- [Origin Industries Model 16 Rifle](#)
 - A module
 - 2 50-round Magazines
 - 2 BR-28 type batteries
 - 1 Box Ammunition (150 rounds)

OOO Notes

[Yuuki](#) created this article on 2020/02/03 11:47. [Approval Thread](#)

Will

In the event of the extended or permanent absence of [Yuuki](#), [Toshiro](#) or designated successor shall find an appropriate player to control the [ISS Mitsu](#) in trust for the duration of the absence. [Sageshooter](#) or designated successor shall be the backup trustee if [Toshiro](#) is absent without designated successor.

¹⁾

<https://stararmy.com/roleplay-forum/threads/to-kage-yaichiro-care-package.65342/>

2)

<https://stararmy.com/roleplay-forum/threads/takeda-fleet-bespoke-request-%E2%80%93-noval-heavy-industries.65570/post-424325>

3)

<https://stararmy.com/roleplay-forum/threads/ycs-bastion-of-winter-mission-to-system-e13-secure-comms.68768/>

4) 9)

The ISS Mitsu does not possess the equipment or systems to arm and launch anti-ship payloads for the [OI-Z1b Anti-Ship Cruise Missile \(Refit\)](#).

5)

With backup power equivalent to its typical battery.

6)

or the correct keypad sequence

7) 8) 33) 34)

Matte [Jet black](#) (dark gray) with black buckle (“stealth” version)

10)

<https://stararmy.com/roleplay-forum/threads/takeda-fleet-purchase-order---ketsurui-zaibatsu.65571/>

11)

<https://stararmy.com/roleplay-forum/threads/takeda-fleet-bespoke-request---noval-heavy-industries.65570/>

12)

with [optional accessories](#)

13) 14)

changed after upgrade to [Consort](#)

15) 16) 20) 25)

was 2.0

17) 26)

was 1.0

18) 21) 32)

was 0.5

19) 22)

was 0.25

23) 27)

was 1.5

24)

was 1.25

28) 30)

was 0.125

29)

was 0.75

31)

was 2.5

From:

<https://wiki.stararmy.com/> - **STAR ARMY**

Permanent link:

https://wiki.stararmy.com/doku.php?id=starships:iss_mitsu

Last update: **2024/05/05 16:50**

